



Admission Arrangements

September 2026

AUTHOR:	Chief Operating Officer
DATE APPROVED:	Determined 28 th January 2025
APPROVED BY:	Trust Board
NEXT REVIEW DATE:	Autumn Term '25

Contents

Basic information.....	4
Legislation and statutory requirements	4
How to apply for a place in the normal admissions round	4
Admissions Criteria for Campton Academy	5
Admissions Criteria for Castle Newnham (Primary)	5
Admissions Criteria for Gravenhurst Academy	5
Admissions Criteria for Langford Village Academy.....	6
Admissions Criteria for Gothic Mede Academy	6
Admissions Criteria for Lawnside Academy	6
Admissions Criteria for St Christophers Academy.....	7
Admissions Criteria for Castle Newnham (Secondary).....	7
Admissions Criteria for Etonbury Academy	7
Admissions Criteria for Pix Brook Academy.....	8
Admissions Criteria for Robert Bloomfield Academy	8
Admissions Criteria for Samuel Whitbread Academy.....	8
Distance measurement and tie-breaker	9
Education, Health and Care Plans	9
Definitions:.....	9
Looked after children.....	9
Previously looked after children.....	9
Children of permanent staff.....	10
Sibling.....	10
Catchment.....	10
Home address.....	10
Any other children	10
Appeals / Waiting Lists	10
In-Year Admissions	11
Deferred Entry.....	11
Delayed admission for Summer born children (those born between 1st April and 31st August)	11
Admission of children outside their normal age group	12
Children with Special Educational Needs	12
Appendices.....	12
Appendix A – BEST school catchment areas	13
Campton.....	13
Gothic Mede Academy.....	13

BEDFORDSHIRE SCHOOLS TRUST
ADMISSIONS POLICY FOR SEPT 2026



Gravenhurst Academy	13
Langford Village Academy.....	13
Etonbury Academy & Pix Brook Academy	13
Robert Bloomfield Academy	14
Samuel Whitbread Academy.....	14
St Christophers Academy	20
Appendix B – Academy Maps.....	26

Basic information

Campton, Gravenhurst, Langford Village, Gothic Mede, Lawnside, St Christophers, Etonbury, Pix Brook, Robert Bloomfield and Samuel Whitbread [“the schools”] currently make up Bedfordshire Schools Trust (BEST). The schools are based in the areas of Bedford, Campton, Langford, Biggleswade, Stotfold, Arlesey, Shefford, Gravenhurst, Clifton and Dunstable. Each BEST school has its own catchment.

Legislation and statutory requirements

The Trustees of BEST are responsible for determining and administering the policy relating to the admission of pupils¹ within the Multi-Academy Trust.

This policy has been written in line with the School Admissions Code 2021 and School Admission Appeals Code, and has due regard for the School Standards and Framework Act 1998.

How to apply for a place in the normal admissions round

The Trustees of BEST have set its planned admission numbers as follows.

BEST primary schools:

- 26 pupils at Campton
- 90 pupils at Castle Newnham (Primary)
- 15 pupils at Gravenhurst
- 30 pupils at Langford Village
- 60 pupils at Gothic Mede
- 60 pupils at Lawnside
- 60 pupils at St Christophers

BEST secondary schools:

- 150 pupils at Castle Newnham (Secondary)
- 150 pupils at Etonbury
- 180 pupils at Pix Brook
- 240 pupils at Robert Bloomfield
- 380 students at Samuel Whitbread

Parents/carers living in the catchment who wish to apply for a place at a BEST school for their child beginning in September 2026 must complete the paper version of the Local Authority application form or can apply on line at:

Bedford Borough

<https://www.bedford.gov.uk/schools-education-and-childcare/schools-and-collegescadem/school-admissions/>

Central Bedfordshire <http://www.centralbedfordshire.gov.uk/school/admissions/landing.aspx>

E-mail: admissions@centralbedfordshire.gov.uk

Luton Borough Council

https://m.luton.gov.uk/Page/Show/Education_and_learning/Schools_and_colleges/School%20admissions/Pages/default.aspx?redirectToMobile=True

¹ For the purposes of this policy, the term ‘pupil’ refers to all age ranges of children within BEST academies

This should be done no later than the dates to be confirmed by the Local Authority. Late applications will be considered after those received on time.

Parents/carers who do not live in the Local Authority in which the school resides, should apply to the Local Authority in which they live. All applications will be considered at the same time.

Children with an Education, Health and Care Plan (EHCP) naming a BEST school will be admitted in accordance with Local Authority policy and regulations.

All applications made will be considered in accordance with the criteria set out below without reference to the aptitude or ability of the child. All applications will be considered on an equal preference basis. BEST abides by the Statutory Code for Admissions 2021.

Admissions Criteria for Campton Academy

Campton Academy has an agreed admission number of 26 for entry to the reception year.

In case of over subscription the Trustees will give priority to children in the following order:

1. All looked after children and all previously looked after children, including those children who appear (to the admission authority) to have been in state care outside of England and ceased to be in state care as a result of being adopted
2. Children of permanent staff who have been employed for two years or more at the time at which the application for admission to the school is made or recruited to fill a skill-shortage area (see definition)
3. Pupils with siblings at the school (see definition of siblings)
4. Pupils living in the catchment
5. Any other children

Admissions Criteria for Castle Newnham (Primary)

Castle Newnham (Primary) has an agreed admission number of 90 for entry to the reception year.

In case of over subscription the Trustees will give priority to children in the following order:

1. All looked after children and all previously looked after children, including those children who appear (to the admission authority) to have been in state care outside of England and ceased to be in state care as a result of being adopted
2. Children of permanent staff who have been employed for two years or more at the time at which the application for admission to the school is made or recruited to fill a skill-shortage area (see definition)
3. Pupils with siblings at the school (see definition of siblings)
4. Any other children

Please note that Castle Newnham does not operate a catchment area.

Admissions Criteria for Gravenhurst Academy

Gravenhurst Academy has an agreed admission number of 15 for entry to the reception year.

In case of over subscription the Trustees will give priority to children in the following order:

1. All looked after children and all previously looked after children, including those children who appear (to the

admission authority) to have been in state care outside of England and ceased to be in state care as a result of being adopted

2. Children of permanent staff who have been employed for two years or more at the time at which the application for admission to the school is made or recruited to fill a skill-shortage area (see definition)
3. Pupils with siblings at the school (see definition of siblings)
4. Pupils living in the catchment
5. Any other children

Admissions Criteria for Langford Village Academy

Langford Academy has an agreed admission number of 30 for entry to the reception year.

In case of over subscription the Trustees will give priority to children in the following order:

1. All looked after children and all previously looked after children, including those children who appear (to the admission authority) to have been in state care outside of England and ceased to be in state care as a result of being adopted
2. Children of permanent staff who have been employed for two years or more at the time at which the application for admission to the school is made or recruited to fill a skill-shortage area (see definition)
3. Pupils with siblings at the school (see definition of siblings)
4. Pupils living in the catchment
5. Any other children

Admissions Criteria for Gothic Mede Academy

Gothic Mede Academy has an agreed admission number of 60 for reception year.

In case of over subscription the Trustees will give priority to children in the following order:

1. All looked after children and all previously looked after children, including those children who appear (to the admission authority) to have been in state care outside of England and ceased to be in state care as a result of being adopted
2. Children of permanent staff who have been employed for two years or more at the time at which the application for admission to the school is made or recruited to fill a skill-shortage area (see definition)
3. Pupils with siblings at the school (see definition of siblings)
4. Pupils living in the catchment
5. Any other children

Admissions Criteria for Lawnside Academy

Lawnside Academy has an agreed admission number of 60 for reception year.

In case of over subscription the Trustees will give priority to children in the following order:

1. All looked after children and all previously looked after children, including those children who appear (to the admission authority) to have been in state care outside of England and ceased to be in state care as a result of being adopted
2. Children of permanent staff who have been employed for two years or more at the time at which the application for admission to the school is made or recruited to fill a skill-shortage area (see definition)
3. Pupils with siblings at the school (see definition of siblings)
4. Any other children

Please note that Lawnside does not operate a catchment area.

Admissions Criteria for St Christophers Academy

St Christophers Academy has an agreed admission number of 60 for entry to the reception year.

In case of over subscription the Trustees will give priority to children in the following order:

1. All looked after children and all previously looked after children, including those children who appear (to the admission authority) to have been in state care outside of England and ceased to be in state care as a result of being adopted
2. Children of permanent staff who have been employed for two years or more at the time at which the application for admission to the school is made or recruited to fill a skill-shortage area (see definition)
3. Pupils with siblings at the school (see definition of siblings)
4. Children who live within the catchment area of Dunstable Icknield, Houghton, Parkside and Tithe Farm, and the Luton Borough Authority wards of Leagrave, Lewsey, Challney, Limbury and Sundon Park
5. Any other children

Applications for normal admissions at Reception for children living within the Central Bedfordshire Catchment area should be made to the Central Bedfordshire Local Authority.

Applications for normal admissions at Reception for children living within the Luton Catchment area should be made to the Luton Local Authority, who will in turn pass these onto the Central Bedfordshire Local Authority for processing.

Admissions Criteria for Castle Newnham (Secondary)

Castle Newnham has an agreed admission number of 150 for entry to Year 7.

In case of over subscription the Trustees will give priority to children in the following order:

1. All looked after children and all previously looked after children, including those children who appear (to the admission authority) to have been in state care outside of England and ceased to be in state care as a result of being adopted
2. Pupils who attend Castle Newnham (Primary) and Hazeldene School
3. Children of permanent staff who have been employed for two years or more at the time at which the application for admission to the school is made or recruited to fill a skill-shortage area (see definition)
4. Pupils with siblings at the school (see definition of siblings)
5. Any other children

Please note that Castle Newnham does not operate a catchment area.

Admissions Criteria for Etonbury Academy

Etonbury Academy has an agreed admission number of 150 for entry to Year 5.

In case of over subscription the Trustees will give priority to children in the following order:

1. All looked after children and all previously looked after children, including those children who appear (to the admission authority) to have been in state care outside of England and ceased to be in state care as a result of being adopted
2. Children of permanent staff who have been employed for two years or more at the time at which the application for admission to the school is made or recruited to fill a skill-shortage area (see definition)
3. Pupils with siblings at the school (see definition of siblings)
4. Pupils living in the catchment
5. Attendance at the traditional feeder schools – St Mary's (Stotfold), Gothic Mede, Fairfield Park Lower and

Roecroft Lower

6. Any other children

Admissions Criteria for Pix Brook Academy

Pix Brook Academy has an agreed admission number of 180 for entry to Year 5.

In case of over subscription the Trustees will give priority to children in the following order:

1. All looked after children and all previously looked after children, including those children who appear (to the admission authority) to have been in state care outside of England and ceased to be in state care as a result of being adopted
2. Children of permanent staff who have been employed for two years or more at the time at which the application for admission to the school is made or recruited to fill a skill-shortage area (see definition)
3. Pupils with siblings at the school (see definition of siblings)
4. Pupils living in the catchment
5. Attendance at the feeder schools – St Mary’s (Stotfold), Gothic Mede, Fairfield Park Lower and Roecroft Lower
6. Any other children

Admissions Criteria for Robert Bloomfield Academy

Robert Bloomfield Academy has an agreed admission number of 240 for entry to Year 5.

In case of over subscription the Trustees will give priority to children in the following order:

1. All looked after children and all previously looked after children, including those children who appear (to the admission authority) to have been in state care outside of England and ceased to be in state care as a result of being adopted
2. Children of permanent staff who have been employed for two years or more at the time at which the application for admission to the school is made or recruited to fill a skill-shortage area (see definition)
3. Pupils with siblings at the school (see definition of siblings)
4. Pupils living in the catchment
5. Attendance at the traditional feeder schools – Shefford, Clophill, Haynes, Southill, Wilstead, Stondon, Shillington, Campton and Gravenhurst
6. Any other children

Admissions Criteria for Samuel Whitbread Academy

Samuel Whitbread Academy has an agreed admission number of 380 for entry to Year 9.

In case of over subscription the Trustees will give priority to children in the following order:

1. All looked after children and all previously looked after children, including those children who appear (to the admission authority) to have been in state care outside of England and ceased to be in state care as a result of being adopted
2. Children of permanent staff who have been employed for two years or more at the time at which the application for admission to the school is made or recruited to fill a skill-shortage area (see definition)
3. Pupils with siblings at the school (see definition of siblings)
4. Pupils living in the catchment
5. Attendance at the traditional feeder schools – Robert Bloomfield and Henlow Church of England Academies
6. Any other children

Distance measurement and tie-breaker

If when applying these criteria there are more children with an equal right to admission to any particular school than the number of available places, the tie-break will be the distance the pupil/student lives from the school, measured in a straight line, using the Local Authority’s computerised measuring system, with those living closer to the school receiving the higher priority. The distance will be measured from the address point of the pupil/student's home to the location of the school (each school has an agreed grid reference – see table below). Priority will not be given within each criterion to children who meet other criteria.

BEST Academy	Designated measuring point
Campton Academy	Main gate
Castle Newnham (Primary)	The central point of school
Gravenhurst Academy	School door
Langford Academy	School office
Gothic Mede Academy	Main entrance
Lawnside Academy	Main entrance
St Christophers Academy	School gate
Castle Newnham (Secondary)	The central point of school
Etonbury Academy	Central point of the main hall
Pix Brook Academy	Main entrance door
Robert Bloomfield Academy	Main entrance
Samuel Whitbread Academy	Reception office

In the event of (a) two or more children living at the same address point (e.g. children resident in a block of flats) or (b) two addresses measuring the same distance from the school, the ultimate tie- breaker will be random selection, using the School Admissions Team database to allocate the place.

In the event of a place not being available at the parent/pupil’s chosen school, a place will be offered at the next nearest BEST school if there are places available.

The Local Authority will only provide free home to school transport for pupil who are entitled through their Home to School Transport Policy. A copy of which can be found at www.centralbedfordshire.gov.uk/schooltransport.

Education, Health and Care Plans

Pupil/students who have an Education, Health and Care Plan are required to be admitted to the school that is named on the statement, even if the school is full. Pupil identified for admission through the Fair Access Protocol will also be admitted even if the school is full.

Definitions:

Looked after children

A ‘looked after’ child is a child in the care of a local authority as defined by Section 22 of the Children Act 1989. In relation to school admissions legislation a ‘looked after child’ is a child in public care at the time of application to a school.

Previously looked after children

A previously ‘looked after’ child is a child who was ‘looked after’, but ceased to be so because they were adopted or became subject to a residence order or a special guardianship order.

Children of permanent staff

The parent must be a permanent member of staff and been employed by BEST to work within the school for two or more years at the time of application, and/or recruited to fill a vacant post where there is a demonstrable skill shortage.

Sibling

A sibling refers to a brother or sister, half brother or sister, step brother or sister, adopted brother or sister or fostered brother or sister where foster care has been arranged by a Local Authority or the child of the parent / carer's partner, and in every case, the child should be living at the same address. The sibling must be in the school at the time of application and be likely to remain in the school at the proposed date of admission. In the scenario where one twin or a child from multiple birth has an EHCP, the other twin or children from multiple birth will be considered as a sibling once the school named on the EHCP has been finalised.

Catchment

Each BEST school has its own catchment, which is defined within the Local Authority. A list of these areas is at the end of this document.

Home address

The address must be the address at which the child lives with their parent unless the parent/carer can provide appropriate evidence that their child lives elsewhere with someone who has legal care of the child. BEST and the Local Authority expect a child's home address to be a residential property that is the child's only or main residence, not an address at which the child may sometimes stay or sleep due to your domestic arrangements. If the child lives at more than one address because childcare arrangements are shared jointly either parent may apply but the address where the child spends most of the school week will be considered the most relevant.

If it is unclear where the child spends most of the school week, we may also request further information regarding which parent is in receipt of Child Benefit and/or GP registration.

For children of UK service personnel and crown servants, BEST will use the address at which the child will live when applying their oversubscription criteria, as long as the parent provides some evidence of their intended address. BEST will use a unit or quartering address as the child's home address when considering the application where a parent requests this.

Any other children

Pupils/students who do not meet any of the higher criteria will be prioritised by the distance with those living closer to the school receiving the higher priority. Using their computerised measuring system, the Local Authority will measure the straight-line distance from the address point of the pupil's home to the designated measuring point for the school.

Appeals / Waiting Lists

Parents of pupil/students not offered a place at a BEST school will have the right of appeal to an independent Admissions Appeal Panel. Any child refused a place at any BEST school will be offered a place at another BEST school should there be a place available and / or placed on a waiting list which will be prioritised according to the admissions criteria. Waiting lists for the normal year of entry will be maintained until the end of the Autumn Term.

In-Year Admissions

Requests for admission into other year groups should be made to the Local Authority Admissions Team (home Local Authority). The standard In-Year application form for schools in Central Bedfordshire is available from the Council.

Bedford Borough

<https://www.bedford.gov.uk/schools-education-and-childcare/schools-and-collegescadem/school-admissions/>

Central Bedfordshire <http://www.centralbedfordshire.gov.uk/school/admissions/landing.aspx>

E-mail: admissions@centralbedfordshire.gov.uk

The council will aim to notify parents of the outcome of their in-year application in writing within 10 school days.

Deferred Entry

Parents of children offered a place for admission in the reception year are offered a full time place to commence in the September following their child's fourth birthday. However, parents may defer the admission of their child until later in the academic year or until their child becomes of statutory school age or request that their child takes up their place part time until they reach statutory school age. A place cannot be deferred beyond statutory school age nor beyond the academic year for which the place was offered. Therefore the following will apply, according to the child's date of birth for deferring entry to the Reception year:

Child born:	Term which place can be deferred until:
1st September – 31st December	Spring term (January)
1st January – 31st March	Summer term (April)
1st April – 31st August	Summer term (April)

Delayed admission for Summer born children (those born between 1st April and 31st August)

Parents/carers can also request that their Summer born child is admitted to Reception in the September following their fifth birthday rather than to Year 1. However, parents/carers do not have the right to insist that their child is admitted to a particular age group, a decision will be made by the Trustees of BEST and any request should be initially submitted to the Principal of the Academy.

Parents/carers of Summer born children should make their application for a school place on the Common Application Form (CAF) by 15th January if their child will be 4 years old by 31st August of that year. They should make clear on the form that they wish to defer entrance to school for a year. They should apply for both entrance to their child's normal age group (Year R) and for entrance out of the year group.

BEST Trustees will consider a request on the basis of the individual circumstances of the case and the best interests of the child. To this end, the Trustees will liaise with the Principal and must take account of the parent/carers' view. A written request should be made by the parents/carers for the attention of the Trustees of BEST and should include:

- the parent/carers' reasons for the request
- information regarding the child's academic, social and emotional development

- any supporting evidence the parent/carer deems relevant
- where relevant, medical history and views of medical professionals (this may include details of if the child was born prematurely including whether they would have been in a lower age group had they been born on their due date)

Once determined, the decision will be communicated to the parent(s)/carer(s) in writing and will include the reasons for the decision.

Where the parent(s)/carer(s) request for a school place outside the normal age group is successful, the parent(s)/carer(s) can withdraw their application for a place within the normal age group. They will have to make a fresh application during the admissions round the following year.

Where the request for a place outside the normal age group is unsuccessful, they may decide to continue with their application for a place within the normal age group or may withdraw it and make an in year application for admission to Year 1 for the September following the child's fifth birthday.

Admission of children outside their normal age group

Parent(s)/carer(s) who want their child to transfer to the next phase of school outside of their normal age group must make a request in sufficient time for it to be considered before the application deadline.

Requests should be submitted, in writing, for the attention of the Principal of the academy, who will liaise with the Trustees of BEST. The request should include:

- the parent/carers' reasons for the request
- information regarding the child's academic, social and emotional development
- any supporting evidence the parent/carer deems relevant
- whether the child has previously been educated outside their normal age.

Once determined the decision will be communicated to the parent(s)/carer(s) in writing and will include the reasons for the decision.

Requests which have been granted must be followed up by a formal application using the appropriate paper CAF within the admission timetable. The application will be considered within the normal allocation process under the relevant admission criterion.

Please note that requests for a child to delay admission to the next phase of school can only be considered if the child is in possession of an Education, Health and Care Plan (EHCP). Unless they are a Summer born child who meets the criteria set out above.

Children with Special Educational Needs

It should be noted that children in possession of an Education, Health and Care Plan will be admitted in accordance with the SEND admissions process. Please contact Central Bedfordshire Council for further information.

Appendices

Appendix A – list of BEST school catchment areas (except Castle Newnham and Lawnside)

Appendix B – catchment maps for each BEST school (except Castle Newnham and Lawnside)

Appendix A – BEST school catchment areas

Campton

Ampthill Road	Shefford		Mill Lane	Campton
Ampthill Road	Campton		Monks Walk	Chicksands
Beaumanor Place	Chicksands		Nelson Road	Chicksands
Brookside	Campton		Nimrod Drive	Chicksands
Chicksands Avenue	Chicksands		Osborne Avenue	Chicksands
Churchill Drive	Chicksands		Orchard Drive	Chicksands
Eisenhower Place	Campton		Priory Road	Campton
Elm Close	Campton		Repton Road	Chicksands
Gravenhurst Road	Campton		Rectory Road	Campton
Grange Gardens	Campton		Rosata Lane	Chicksands
Greenway	Campton		Sandy Lane	Chicksands
Hoover Place	Campton		Taft Place	Chicksands
J F Kennedy Drive	Chicksands		The Glebe	Campton
Jackson Place	Campton		Truman Place	Chicksands
Leydene Place	Chicksands		Trenchard Avenue	Chicksands
Luffenham Place	Chicksands		Washington Avenue	Campton
Long Walk	Chicksands		Wellington Drive	Chicksands
Maresfield Avenue	Campton		Wyton Court	Chicksands
Mercury Place	Chicksands		Woburn Lane	Chicksands
Medmenham Avenue	Chicksands			

Gothic Mede Academy

Arlesey

Gravenhurst Academy

Gravenhurst * *except the following properties on Shillington Road; Old Mill Lane, Baytree and Millstream*

Langford Village Academy

Langford

Etonbury Academy & Pix Brook Academy

Arlesey
 Astwick
 Fairfield
 Stotfold

Robert Bloomfield Academy

Broom
Campton
Chicksands
Clophill * *except the following properties on Bedford Road; Clayhill cottages, CountyGarage, Firs Farm and Forest Lodge at Maulden Woods*
Deadman's Cross
Gravenhurst
Haynes * *except Limbersey Lane, Wilstead Hill and West End (although OxleysCottages, Oxley Farm House and flat at Four Winds Garage is)*
Higham Gobion
Ireland
Oak Farm and Sweet Briars Cottage on Bedford Road in Northill
OldWarden * *except Wood Farm (The Village)*
Pegsdon
Shefford
Shillington
East Half House and Whitehall (Wrest Park) in Silsoe
Southill
Stanford
Stondon

St Christophers Academy – see next page.

Samuel Whitbread Academy

Arlesey
Astwick * *except Water Tower (Toppers Hill)*
Broom
Campton
Chicksands
Clifton Deadman's Cross
Haynes * *except Limbersey Lane, Wilstead Hill and West End (although OxleysCottages, Oxley Farm House and flat at Four Winds Garage is)*
Henlow
Higham Gobion * *except Westh*
Ireland
Langford (*dual catchment with Stratton Upper*)
Meppershall
Oak Farm and Sweet Briars Cottage on Bedford Road in Northill
Old Warden * *except Wood Farm (The Village)*
Pegsdon
Shefford
Shillington
Southill
Stanford
Stondon Stotfold

St Christophers Academy

Central Bedfordshire catchment

Dunstable Ickniel, Houghton, Parkside and Tithe Farm (see street names on pages 12, 13, 14, 15 and 16)

Dunstable Ickniel Ward

Dun – Ick1 – Ickniel	Dun – Ick2 - Ickniel	Dun – Ick3 - Ickniel
Buckwood Avenue	Boscombe Road	Goldstone Crescent
Calcutt Close	Bramley Court	Hadrian Avenue
Cresta Close	Brandeth Avenue	Holliwick Road
Evelyn Road	Carterweys	Holmwood Close
Gorham Way	Chalk Acres	Markham Crescent
Highfields Close	Duncombe Drive	Poynters Road
Laurelside Walk	Fairfield Close	Ridgeway Avenue
Linden Close	Fairfield Road	Wilbury Drive
Linden Road	Florence Close	Dun – Ick4 - Ickniel
Luton Road	Hadrian Avenue	Allenby Avenue
Old Dairy Court	Katherine Drive	Dale Close
Poynters Road	Lockington Crescent	Dale Road
St Christophers Close	Luton Road	Jeans Way
Thornbury	Millers Lay	Kiln Way
Walgrave Road	Monks Close	Kingsbury Avenue
Dun – Ick5 - Ickniel	Pynders Lane	Kingsbury Gardens
Bernard Close	Ridgeway Avenue	Lambs Close
Broadwalk	Ridgeway Drive	Liscombe Road
Church Street	Russett Way	Ludun Close
Court Drive	The Crest	Luton Road
Dorchester Close	Western Way	Parrott Close
High Street North	Wingate Road	The Retreat
Kingscroft Avenue	Woodford Road	
Kingsway		
The Mall		

Houghton Hall Ward

Alabaster Avenue	Houghton Regis	LU5 5AZ	King Street	Houghton Regis	LU5 5DS
All Saints Road	Houghton Regis	LU5 5HJ	King Street	Houghton Regis	LU5 5TT
Angels Lane	Houghton Regis	LU5 5HH	Kingsland Close	Houghton Regis	LU5 5UT
Arenson Way	Houghton Regis	LU5 5UL	Lake View	Houghton Regis	LU5 5GJ
Arnald Way	Houghton Regis	LU5 5UN	Limestone Grove	Houghton Regis	LU5 5NE
Balmoral Road	Houghton Regis	LU5 5FY	Linden Court	Houghton Regis	LU5 5ET
Bankside Close	Houghton Regis	LU5 6JF	Longbrooke	Houghton Regis	LU5 5QX
Barleyfield Way	Houghton Regis	LU5 5ER	Longbrooke	Houghton Regis	LU5 5QY
Bedford Road	Houghton Regis	LU5 5DJ	Lovett Way	Dunstable	
Bedford Road	Houghton Regis	LU5 5DL	Lowry Drive	Houghton Regis	LU5 5SJ
Bedford Road	Houghton Regis	LU5 5EB	Manor Close	Houghton Regis	LU5 5BY
Bedford Road	Houghton Regis	LU5 5QS	Manor Park	Houghton Regis	LU5 5BU
Bedford Road	Houghton Regis	LU5 6JJ	Manor Park	Houghton Regis	LU5 5BX
Bedford Road	Houghton Regis	LU5 6JP	Mayer Way	Houghton Regis	LU5 5BF
Bedford Road	Houghton Regis	LU5 6JR	Mill Road	Houghton Regis	LU5 5BD
Bedford Road	Houghton Regis	LU5 6JS	Millers Way	Houghton Regis	LU5 5FA
Bedford Road	Houghton Regis	LU5 6JS	Millers Way	Houghton Regis	LU5 5FB
Bedford Road	Houghton Regis	LU5 6JW	Millers Way	Houghton Regis	LU5 5FH
Bedford Square	Houghton Regis	LU5 5ES	Milton Way	Houghton Regis	LU5 5UD
Bidwell Close	Houghton Regis	LU5 5TP	Milton Way	Houghton Regis	LU5 5UE
Bidwell Hill	Houghton Regis	LU5 5DR	Milton Way	Houghton Regis	LU5 5UF
Bidwell Hill	Houghton Regis	LU5 5EP	Moore Crescent	Houghton Regis	LU5 5GZ
Blackburn Road	Houghton Regis	LU5 5BQ	Nash Close	Houghton Regis	LU5 5SS
Blackburn Road	Houghton Regis	LU5 5DD	Northview Road	Houghton Regis	LU5 5AH
Blackburn Road	Houghton Regis	LU5 5DZ	Northview Road	Houghton Regis	LU5 5HB
Blackburn Road	Houghton Regis	LU5 5FJ	Orchard Close	Houghton Regis	LU5 5DG
Bridgeman Drive	Houghton Regis	LU5 5SR	Park Road North	Houghton Regis	LU5 5LD
Brookfield Avenue	Houghton Regis	LU5 5TR	Park Road North	Houghton Regis	LU5 5LE
Brookfield Avenue	Houghton Regis	LU5 5TS	Parkside Close	Houghton Regis	LU5 5TZ
Brookfield Park	Houghton Regis	LU5 5GA	Parkside Drive	Houghton Regis	LU5 5QN
Brookfield Walk	Houghton Regis	LU5 5TU	Plaiters Way	Houghton Regis	LU5 6JE
Cemetery Road	Houghton Regis	LU5 5BZ	Plaiters Way	Houghton Regis	LU5 6JZ
Cemetery Road	Houghton Regis	LU5 5DA	Portland Close	Houghton Regis	LU5 5AW
Cemetery Road	Houghton Regis	LU5 5DE	Portland Ride	Houghton Regis	LU5 5FP
Cemetery Road	Houghton Regis	LU5 5DF	Porz Avenue	Houghton Regis	LU5 5WZ
Cemetery Road	Houghton Regis	LU5 5QH	Porz Avenue	Houghton Regis	LU5 5XR
Chalk Hill	Dunstable	LU6 1RS	Poynters Road	Dunstable	LU5 4TP
Chalk Hill	Dunstable	LU6 1RT	Queen Street	Houghton Regis	LU5 5BT
Church End	Houghton Regis	LU5 6JT	Richmond Drive	Houghton Regis	LU5 5FZ
Churchfield Road	Houghton Regis	LU5 5HL	Richmond Drive	Houghton Regis	LU5 5GD
Churchfield Road	Houghton Regis	LU5 5HN	Richmond Drive	Houghton Regis	LU5 5GH
Churchfield Road	Houghton Regis	LU5 5HW	Roman Gardens	Houghton Regis	LU5 5QR

BEDFORDSHIRE SCHOOLS TRUST
ADMISSIONS POLICY FOR SEPT 2026

Churchfield Road	Houghton Regis	LU5 5HW	Roman Gardens	Houghton Regis	LU5 5UB
Clarkes Way	Houghton Regis	LU5 5EN	Roslyn Way	Houghton Regis	LU5 6JX
Clarkes Way	Houghton Regis	LU5 5HX	Roslyn Way	Houghton Regis	LU5 6JY
Constable Close	Houghton Regis	LU5 5ST	Sandringham Drive	Houghton Regis	LU5 5UP
Coopers Way	Houghton Regis	LU5 5US	Sewell Lane	Sewell	LU6 1RP
Copperfields Close	Houghton Regis	LU5 5TE	St James Close	Houghton Regis	LU5 5TB
Cumberland Street	Houghton Regis	LU5 5BP	St Michaels Avenue	Houghton Regis	LU5 5DH
Cumberland Street	Houghton Regis	LU5 5BW	St Michaels Avenue	Houghton Regis	LU5 5DN
Dell Road	Houghton Regis	LU5 5HT	St Michaels Avenue	Houghton Regis	LU5 5DW
Dellmont Road	Houghton Regis	LU5 5HU	Stubbs Close	Houghton Regis	LU5 5SN
Douglas Crescent	Houghton Regis	LU5 5AS	Sundon Road	Houghton Regis	
Douglas Crescent	Houghton Regis	LU5 5AT	Tennyson Avenue	Houghton Regis	LU5 5UG
Douglas Place	Houghton Regis	LU5 5AP	Tennyson Avenue	Houghton Regis	LU5 5UQ
Dunstable Road	Houghton Regis	LU5 5DB	The Green	Houghton Regis	LU5 5BH
East End	Houghton Regis	LU5 5LB	The Green	Houghton Regis	LU5 5DX
Evans Close	Houghton Regis	LU5 5TF	The Green	Houghton Regis	LU5 5DY
Eyncourt Road	Dunstable		The Lindens	Houghton Regis	LU5 5DQ
Farriers Way	Houghton Regis	LU5 5FF	Thorn Road	Houghton Regis	LU5 6JH
Farriers Way	Houghton Regis	LU5 5FG	Thorn Road	Houghton Regis	LU5 6JQ
Fieldstone	Houghton Regis	LU5 5QU	Thorn Road	Houghton Regis	LU6 1RT
Foster Avenue	Dunstable	LU5 5GN	Thorn View Road	Houghton Regis	LU5 5HS
Foster Avenue	Dunstable	LU5 5TA	Thorngreen Farm Road	Houghton Regis	
Freemans Close	Houghton Regis	LU5 5BG	Tithe Farm Road	Houghton Regis	LU5 5HA
Frenchs Avenue	Dunstable		Tithe Farm Road	Houghton Regis	LU5 5HD
Frogmore Road	Houghton Regis	LU5 5FX	Tithe Farm Road	Houghton Regis	LU5 5JB
Gainsborough Drive	Houghton Regis	LU5 5SX	Townsend Farm Road	Houghton Regis	LU5 5BA
Gilpin Close	Houghton Regis	LU5 5SL	Townsend Terrace	Houghton Regis	LU5 5BB
Halleys Way	Houghton Regis	LU5 5HY	Travertine Close	Houghton Regis	LU5 5YJ
Harrington Heights	Houghton Regis	LU5 6JU	Tudor Drive	Houghton Regis	LU5 5TN
High Street	Houghton Regis	LU5 5BE	Turner Close	Houghton Regis	LU5 5SY
High Street	Houghton Regis	LU5 5BJ	Vanbrugh Drive	Houghton Regis	LU5 5SU
High Street	Houghton Regis	LU5 5BU	Vicarage Road	Houghton Regis	LU5 5HP
High Street	Houghton Regis	LU5 5EX	Walkley Road	Houghton Regis	LU5 5BS
High Street	Houghton Regis	LU5 5QT	Watling Place	Houghton Regis	LU5 5DP
Hillside	Houghton Regis	LU5 5HR	Watling Street	Houghton Regis	
Holyrood Drive	Houghton Regis	LU5 5FW	Westbury Close	Houghton Regis	LU5 5BL
Houghton Hall Business Park	Houghton Regis	LU5 5FT	Whitehouse Close	Houghton Regis	LU5 5DU
Houghton Hall Business Park	Houghton Regis	LU5 5GB	Whiting Square	Houghton Regis	LU5 5QW
Houghton Hall Business Park	Houghton Regis	LU5 5UZ	Windsor Drive	Houghton Regis	LU5 5SQ

Houghton Hall Business Park	Houghton Regis	LU5 5XE	Woodlands Avenue	Houghton Regis	LU5 5LJ
Houghton Hall Business Park	Houghton Regis	LU5 5XF			
Houghton Hall Business Park	Houghton Regis	LU5 5YG			
Houghton Hall Business Park	Houghton Regis	LU5 5ZX			
Houghton Road	Dunstable	LU5 5AB			
Houghton Road	Dunstable	LU5 5AD			
Houghton Road	Dunstable	LU5 5AE			
Humphrys Road	Dunstable	LU5 4TB			
Humphrys Road	Dunstable	LU5 4TP			
Humphrys Road	Dunstable	LU5 4ZH			
Keaton Close	Houghton Regis	LU5 5SW			
Kensington Close	Houghton Regis	LU5 5TJ			

Parkside Ward

Abbey Walk	Houghton Regis	LU5 5PP	Kirton Way	Houghton Regis	LU5 5PZ
Ashwell Walk	Houghton Regis	LU5 5QA	Leaside	Houghton Regis	LU5 5RF
Bloomsbury Gardens	Houghton Regis	LU5 5RH	Linnere Walk	Houghton Regis	LU5 5PS
Brentwood Close	Houghton Regis	LU5 5PH	Longmeadow	Houghton Regis	LU5 5RR
Bromley Gardens	Houghton Regis	LU5 5RJ	Melton Walk	Houghton Regis	LU5 5QD
Bromley Gardens	Houghton Regis	LU5 5RL	Neptune Close	Houghton Regis	LU5 5SZ
Burford Walk	Houghton Regis	LU5 5RX	Neptune Square	Houghton Regis	LU5 5RS
Chelsea Gardens	Houghton Regis	LU5 5RN	Newbury Road	Houghton Regis	LU5 5RA
Chelsea Gardens	Houghton Regis	LU5 5RW	Parkside Drive	Houghton Regis	LU5 5PX
Conway Close	Houghton Regis	LU5 5SB	Parkside Drive	Houghton Regis	LU5 5PY
Conway Close	Houghton Regis	LU5 5SD	Parkside Drive	Houghton Regis	LU5 5QL
Conway Close	Houghton Regis	LU5 5SE	Parkside Drive	Houghton Regis	LU5 5QN
Cumbria Close	Houghton Regis	LU5 5RY	Parkside Drive	Houghton Regis	LU5 5QP
Dolphin Drive	Houghton Regis	LU5 5QE	Parkside Drive	Houghton Regis	LU5 5RQ
Elm Park Close	Houghton Regis	LU5 5PN	Parkside Drive	Houghton Regis	LU5 5TH
Elm Park Close	Houghton Regis	LU5 5PW	Parkside Drive	Houghton Regis	LU5 5UH
Enfield Close	Houghton Regis	LU5 5PJ	Parkway	Houghton Regis	LU5 5PT
Enfield Close	Houghton Regis	LU5 5PL	Rose Walk	Houghton Regis	LU5 5PU
Fareham Way	Houghton Regis	LU5 5RE	Rosedale	Houghton Regis	LU5 5RZ
Fensome Drive	Houghton Regis	LU5 5SF	Sundon Road	Houghton Regis	LU5 5LR
Fensome Drive	Houghton Regis	LU5 5SH	Sundon Road	Houghton Regis	LU5 5LW
Fenwick Road	Houghton Regis	LU5 5RP	Sundon Road	Houghton Regis	LU5 5NP
Gillan Way	Houghton Regis	LU5 5RD	Therfield Walk	Houghton Regis	LU5 5QB
Grangeway	Houghton Regis	LU5 5PR	Trident Drive	Houghton Regis	LU5 5QF
Hammersmith Close	Houghton Regis	LU5 5SP	Trident Drive	Houghton Regis	LU5 5QG
Hammersmith Gardens	Houghton Regis	LU5 5RG	Trident Drive	Houghton Regis	LU5 5QQ
Henley Close	Houghton Regis	LU5 5SA	Westminster Gardens	Houghton Regis	LU5 5RT
Hinton Walk	Houghton Regis	LU5 5RB	Westminster Gardens	Houghton Regis	LU5 5RU

Tithe Farm Ward

Alsop Close	Houghton Regis	LU5 5JT	Leafields	Houghton Regis	LU5 5LT
Ash Tree Road	Houghton Regis	LU5 5JR	Leafields	Houghton Regis	LU5 5LU
Beech Tree Way	Houghton Regis	LU5 5HF	Leafields	Houghton Regis	LU5 5LX
Blackthorn Road	Houghton Regis	LU5 5JP	Long Mead	Houghton Regis	LU5 5JS
Borders Way	Houghton Regis	LU5 5JU	Meadow Lane	Houghton Regis	LU5 5HG
Brambles Edge	Houghton Regis	LU5 5FS	Meads Close	Houghton Regis	LU5 5LY
Camp Drive	Houghton Regis	LU5 5HE	Park Avenue	Houghton Regis	LU5 5EA
Cherrytree Walk	Houghton Regis	LU5 5JJ	Peel Street	Houghton Regis	LU5 5EY
Crossways	Houghton Regis	LU5 5NB	Peel Street	Houghton Regis	LU5 5EZ
Dalling Drive	Houghton Regis	LU5 5EF	Recreation Road	Houghton Regis	LU5 5JW
Drury Close	Houghton Regis	LU5 5JA	School Walk	Houghton Regis	LU5 5PB
Drury Lane	Houghton Regis	LU5 5ED	Short Path	Houghton Regis	LU5 5JL
East End	Houghton Regis	LU5 5LA	St Andrews Lane	Houghton Regis	LU5 5EE
East End	Houghton Regis	LU5 5NA	St Andrews Lane	Houghton Regis	LU5 5EW
East Hill Road	Houghton Regis	LU5 5EH	St Davids Way	Houghton Regis	LU5 5NR
East Hill Road	Houghton Regis	LU5 5EQ	Sundon Lane	Houghton Regis	LU5 5XB
Eddiwick Avenue	Houghton Regis	LU5 5PG	Sundon Road	Houghton Regis	LU5 5LL
Farm Close	Houghton Regis	LU5 5EG	Sundon Road	Houghton Regis	LU5 5LN
Gable Way	Houghton Regis	LU5 5NG	Sundon Road	Houghton Regis	LU5 5NJ
Grasmere Walk	Houghton Regis	LU5 5NH	Sundon Road	Houghton Regis	LU5 5NL
Grove Road	Houghton Regis	LU5 5PD	Sundon Road	Houghton Regis	LU5 5NN
Grove Road	Houghton Regis	LU5 5PE	Sycamore Road	Houghton Regis	LU5 5NQ
Grove Road	Houghton Regis	LU5 5PF	The Cloisters	Houghton Regis	LU5 5JN
Grove Road	Houghton Regis	LU5 5QZ	The Green	Houghton Regis	LU5 5DX
Hayley Court	Houghton Regis	LU5 5LZ	The Link	Houghton Regis	LU5 5HQ
High Street	Houghton Regis	LU5 5DT	The Quadrant	Houghton Regis	LU5 5EJ
Hillborough Crescent	Houghton Regis	LU5 5NS	Thornhill Close	Houghton Regis	LU5 5SG
Hillborough Crescent	Houghton Regis	LU5 5NT	Tithe Farm Road	Houghton Regis	LU5 5HA
Hillborough Crescent	Houghton Regis	LU5 5NU	Tithe Farm Road	Houghton Regis	LU5 5HD
Hillborough Crescent	Houghton Regis	LU5 5NX	Tithe Farm Road	Houghton Regis	LU5 5JB
Hillborough Crescent	Houghton Regis	LU5 5NY	Tithe Farm Road	Houghton Regis	LU5 5JD
Kent Road	Houghton Regis	LU5 5NZ	Tithe Farm Road	Houghton Regis	LU5 5JE
Kentwick Square	Houghton Regis	LU5 5PQ	Tithe Farm Road	Houghton Regis	LU5 5JF
Leaf Road	Houghton Regis	LU5 5JG	Willow Way	Houghton Regis	LU5 5NW
Leaf Road	Houghton Regis	LU5 5JH	Yew Street	Houghton Regis	LU5 5PA
Leaf Road	Houghton Regis	LU5 5JQ			

St Christophers Academy

Luton Borough Council catchment (pages 17, 18, 19, 20, 21 and 22)

Challney		Leagrave		Lewsey		Limbury		Sundon Park	
Abingdon Road	LU4 0EE	Acworth Crescent	LU4 9HY	Abercorn Road	LU4 0RW	Ailsworth Road	LU3 2UG	Alpine Way	LU3 3HF
Addington Way	LU4 9FJ	Acworth Crescent	LU4 9JD	Abercorn Road	LU4 0RN	Aldhous Close	LU3 2LZ	Arbroath Road	LU3 3LA
Addington Way	LU4 9FW	Acworth Crescent	LU4 9JA	Albermarle Close	LU4 0RP	Almond Close	LU3 1TT	Ashwell Avenue	LU3 3AX
Addington Way	LU4 9FZ	Acworth Crescent	LU4 9JE	Aldenham Close	LU4 0RT	Ambleside	LU3 2SF	Ashwell Avenue	LU3 3AU
Addington Way	LU4 9FP	Acworth Crescent	LU4 9JB	Amhurst Road	LU4 0QT	Archway Road	LU3 2QZ	Ashwell Avenue	LU3 3AZ
Angel Close	LU4 9FN	Acworth Crescent	LU4 9HZ	Angus Close	LU4 0NX	Archway Road		Ashwell Avenue	
Angel Close	LU4 9WT	Airedale	LU4 9XU	Anmer Gardens	LU4 0HB	Ashfield Way	LU3 2UN	Atholl Close	LU3 3LD
Armitage Gardens	LU4 8RD	Andover Close	LU4 9EQ	Aspley Close	LU4 0SG	Bancroft Road	LU3 2NB	Bagwicks Close	LU3 3NG
Atherstone Road	LU4 8QU	Anstee Road	LU4 9HH	Baldock Close	LU4 0PL	Belvedere Road	LU3 2EQ	Berry Leys	LU3 3NQ
Atherstone Road	LU4 8QX	Banbury Close	LU4 9DD	Beadlow Road	LU4 0QY	Birdsfoot Lane	LU3 2DL	Bramhanger Acre	LU3 3QQ
Bakewell Close	LU4 0DQ	Bank Close	LU4 9NX	Beadlow Road	LU4 0QZ	Birdsfoot Lane	LU3 1AY	Bramingham Road	LU3 2SL
Bampton Road	LU4 0DD	Barking Close	LU4 9HG	Belsize Road	LU4 0RR	Black Swan Lane	LU3 2LX	Bramingham Road	LU3 2SR
Beechwood Road	LU4 9RY	Barley Lane	LU4 9HT	Binder Close	LU4 0SR	Black Swan Lane	LU3 2LU	Camford Way	LU3 3AN
Beechwood Road	LU4 9SA	Bay Close	LU4 9TR	Binder Close	LU4 0TB	Bosmore Road	LU3 2TR	Camford Way	
Beechwood Road	LU4 9RX	Beechwood Road	LU4 9RA	Bracknell Close	LU4 0TL	Bosmore Road	LU3 2TS	Chestnut Avenue	LU3 3HZ
Beechwood Road	LU4 9RZ	Beechwood Road	LU4 9RD	Braintree Close	LU4 0QX	Braceby Close	LU3 2TP	Chestnut Avenue	LU3 3JA
Beechwood Road		Beechwood Road	LU4 9RE	Browning Road	LU4 0LE	Brackendale Grove	LU3 2LT	Cheviot Close	LU3 3DH
Belper Road	LU4 8RG	Beechwood Road	LU4 9RG	Browning Road	LU4 0LF	Bramingham Road	LU3 2DA	Cheviot Road	LU3 3DQ
Bodmin Road	LU4 9BW	Beechwood Road	LU4 9RF	Browning Road	LU4 0LG	Bramingham Road	LU3 2SW	Colebrook Avenue	LU3 3DY
Bradley Road	LU4 8SL	Beechwood Road	LU4 9RB	Browning Road	LU4 0LW	Bramingham Road	LU3 2SL	Cotswold Gardens	LU3 3EG
Bradley Road	LU4 8SN	Belgrave Road	LU4 9AR	Brunel Court	LU4 0RZ	Britannia Avenue	LU3 1XD	Cranbrook Drive	LU3 3EW
Bradley Road	LU4 8SW	Bellerby Rise	LU4 9DU	Brunel Road	LU4 0RX	Bunyans Close	LU3 2PX	Cranbrook Drive	LU3 3EN
Bradley Road	LU4 0AR	Boxted Close	LU4 9HN	Brunel Road	LU4 0RY	Calverton Road	LU3 2SY	Daisy Place	LU3 3FG
Bradley Road	LU4 0AS	Boxted Close	LU4 9HW	Bunting Road	LU4 0UA	Calverton Road	LU3 2SZ	Dencora Way	LU3 3HP
Byfield Close	LU4 0BX	Bramble Close	LU4 9LX	Bunting Road	LU4 0UU	Calverton Road	LU3 2SX	Downlands	LU3 3EQ
Calnwood Road	LU4 0ET	Bramble Road	LU4 9LU	Buzzard Road	LU4 0UF	Calverton Road		Edgehill Gardens	LU3 3EL
Calnwood Road	LU4 0AW	Brickly Road	LU4 9EU	Byron Road	LU4 0HX	Carsdale Close	LU3 2TA	Eighth Avenue	LU3 3DP
Carisbrooke Road	LU4 8HE	Brickly Road	LU4 9EF	Byron Road	LU4 0HY	Catsbrook Road	LU3 2ES	Eighth Avenue	LU3 3DW
Carisbrooke Road	LU4 8HD	Brooklands Close	LU4 9EH	Carfax Close	LU4 0SA	Cavalier Close	LU3 2XS	Eighth Avenue	LU3 3DN

BEDFORDSHIRE SCHOOLS TRUST
ADMISSIONS POLICY FOR SEPT 2026



Challney Close	LU4 9TF	Browns Close	LU4 9AE	Carmelite Road	LU4 0NH	Coniston Road	LU3 2PP	Epping Way	LU3 3JE
Challney Gardens	LU4 8QQ	Broxley Mead	LU4 9HP	Cedar Close	LU4 0SQ	Croxton Close	LU3 2UQ	Epping Way	LU3 3JF
Charlwood Road	LU4 0BT	Butely Road	LU4 9EW	Chanfield Close	LU4 0GQ	Dunsby Road	LU3 2UA	Fairfax Avenue	LU3 3DE
Charlwood Road	LU4 0BU	Butely Road	LU4 9HE	Chapter House Road	LU4 0NN	Ellerdine Close	LU3 1TX	Firbank Close	LU3 3JB
Charlwood Road	LU4 0BS	Butely Road	LU4 9EX	Cloisters Road	LU4 0NJ	Empress Road	LU3 2RE	Five Springs	LU3 3LH
Chaul End Lane	LU4 8EZ	Butely Road	LU4 9EY	Clover Close	LU4 0PJ	Ereswell Road	LU3 2UH	Five Springs	LU3 3LJ
Chester Avenue	LU4 9SH	Butely Road	LU4 9EP	Clydesdale Road	LU4 0NT	Evedon Close	LU3 2TW	Five Springs	LU3 3LQ
Chester Avenue	LU4 9SQ	Capron Road	LU4 9BU	Clydesdale Road	LU4 0NU	Fenwick Close	LU3 2NA	Florence Avenue	LU3 3BZ
Chester Avenue	LU4 9SF	Chalton Road	LU4 9ER	Clydesdale Road	LU4 0NS	Foston Close	LU3 2TT	Florence Avenue	LU3 3BY
Chester Close	LU4 9SJ	Chatteris Close	LU4 9QP	Clydesdale Road	LU4 0NQ	Gardenia Avenue	LU3 2PE	Florence Avenue	LU3 3DS
Chester Close		Chaworth Green	LU4 9JQ	Coltsfoot Green	LU4 0XW	Gardenia Avenue	LU3 2NE	Fourth Avenue	LU3 3BU
Chester Mews	LU4 9FQ	Cheney Road	LU4 9ET	Coltsfoot Green	LU4 0XN	Gardenia Avenue	LU3 2NG	Fourth Avenue	LU3 3BT
Chiltern Gardens	LU4 9RL	Clifford Crescent	LU4 9HR	Coltsfoot Green	LU4 0XT	Garrard Close	LU3 2FF	Fourth Avenue	LU3 3BS
Collingwood Close	LU4 9TW	Compton Avenue	LU4 9AY	Drayton Road	LU4 0PG	Garrard Close	LU3 2FE	Galston Road	LU3 3JZ
Copperfields	LU4 0JX	Compton Avenue	LU4 9AX	Drayton Road	LU4 0PH	Gransden Close	LU3 2UJ	Grampian Way	LU3 3HA
Copperfields	LU4 0JY	Compton Avenue	LU4 9AZ	Drayton Road	LU4 0PQ	Grosvenor Road	LU3 2EG	Grampian Way	LU3 3HB
Cotefield	LU4 0EQ	Coverdale	LU4 9XG	Dunstable Road	LU4 0HF	Hadlow Down Close	LU3 2PY	Grampian Way	LU3 3HT
Cradock Road	LU4 0JF	Coverdale	LU4 9JP	Dunstable Road	LU4 0HH	Hewlett Road	LU3 2RP	Grampian Way	LU3 3HU
Cradock Road		Coverdale	LU4 9JR	Dunstable Road	LU4 0HQ	Holmscroft Road	LU3 2TJ	Grampian Way	LU3 3HX
Dalby Close	LU4 0XF	Coverdale	LU4 9XQ	Dunstable Road	LU4 0HG	Homerton Road	LU3 2UL	Grampian Way	LU3 3HS
Dawlish Road	LU4 9SD	Dordans Road	LU4 9BP	Dunstable Road	LU4 0HE	Hurst Way	LU3 2SQ	Grampian Way	LU3 3HD
Denton Close	LU4 0XG	Dordans Road	LU4 9BS	Dunstable Road	LU4 0LA	Hurst Way	LU3 2SG	Grampian Way	LU3 3HE
Derby Road	LU4 0DH	Eagle Centre Way	LU4 9US	Dunstable Road	LU4 0DX	Icknield Way	LU3 2JS	Grampian Way	LU3 3HR
Digby Close	LU4 8FA	Ely Way	LU4 9QN	Dunstable Road	LU4 0HJ	Icknield Way	LU3 2JR	Greengate	LU3 3AY
Dordans Road	LU4 9BT	Eskdale	LU4 9YH	Dunstable Road		Icknield Way	LU3 2JX	Harding Close	LU3 3NA
Dunstable Road	LU4 0DX	Filmer Road	LU4 9BY	Eagle Close	LU4 0TE	Icknield Way	LU3 2JT	High Beech Road	LU3 3DD
Dunstable Road	LU4 8QN	Filmer Road	LU4 9BX	Emerald Road	LU4 0NR	Icknield Way	LU3 2JU	Hill Rise	LU3 3EF
Dunstable Road	LU4 8QW	Filmer Road	LU4 9BZ	Fieldfare Green	LU4 0YB	Kingsley Road	LU3 2LS	Hill Rise	LU3 3EE
Dunstable Road		Finsbury Road	LU4 9AH	Fieldfare Green	LU4 0YA	Lamorna Close	LU3 2TH	Hill Rise	LU3 3EA
Dunstable Road	LU4 0HL	Frome Close	LU4 9DA	Finch Close	LU4 0XP	Leathwaite Close	LU3 2TG	Hill Rise	LU3 3DZ
Dunstable Road	LU4 0HW	Gilderdale	LU4 9NA	Friesian Close	LU4 0PU	Limbury Road	LU3 2PN	Hill Rise	LU3 3ED
Dunstable Road	LU4 8SE	Gilderdale	LU4 9NB	Gelding Close	LU4 0TZ	Limbury Road	LU3 2PJ	Hill Rise	LU3 3EB
Dunstable Road	LU4 8QR	Glaisdale	LU4 9YF	Goldcrest Close	LU4 0XX	Limbury Road	LU3 2PL	Hillary Close	LU3 3DL
Dunstable Road	LU4 0PA	Glemsford Close	LU4 9HQ	Goshawk Close	LU4 0TG	Limbury Road	LU3 2RH	Honeysuckle Close	LU3 3FD
Dunstable Road	LU4 8RT	Grange Avenue	LU4 9AS	Guernsey Close	LU4 0PR	Limbury Road	LU3 2PZ	Honiton Mews	LU3 3LF
Dunstable Road	LU4 8QP	Grange Avenue	LU4 9AT	Harvest Close	LU4 0PP	Limbury Road	LU3 2PH	Jasmine Road	LU3 3EZ
Dunstable Road	LU4 0HR	Grange Avenue	LU4 9AU	Hathaway Close	LU4 0HU	Limbury Road		Jasmine Road	LU3 3FA
Dunstable Road	LU4 0HP	Green Close	LU4 9PJ	Haymarket Road	LU4 0SX	Lonsdale Close	LU3 2ND	Kendal Close	LU3 3DR

BEDFORDSHIRE SCHOOLS TRUST
ADMISSIONS POLICY FOR SEPT 2026



Dunstable Road	LU4 0DU	Green Close	LU4 9PL	Heacham Close	LU4 0YJ	Mallard Gardens	LU3 2LJ	Kinmoor Close	LU3 3LB
Dunstable Road	LU4 0HN	Green Close	LU4 9PN	Hereford Road	LU4 0PS	Marsh Road	LU3 2RX	Kinross Crescent	LU3 3JX
Dunstable Road	LU4 0JH	Hasketon Drive	LU4 9EZ	Holkham Close	LU4 0YW	Marsh Road	LU3 2QL	Kinross Crescent	LU3 3JT
Dunstable Road	LU4 8RX	Haverdale	LU4 9XR	Holkham Close	LU4 0YN	Marsh Road	LU3 2RT	Kinross Crescent	LU3 3JS
Dunstable Road	LU4 8RU	Hedges Way	LU4 9FD	Jersey Road	LU4 0PW	Marsh Road	LU3 2QQ	Kinross Crescent	LU3 3JU
Dunstable Road	LU4 0DT	Helmsley Close	LU4 9PD	Jillifer Road	LU4 0NL	Marsh Road	LU3 2QW	Lilac Grove	LU3 3JG
Dunstable Road	LU4 0DS	High Street	LU4 9LF	Kestrel Way	LU4 0UD	Marsh Road	LU3 2TU	Lime Tree Close	LU3 3JH
Dunstable Road	LU4 8DN	High Street	LU4 9JU	Kestrel Way	LU4 0UR	Marsh Road	LU3 2RU	Little Berries	LU3 3ND
Dunstable Road	LU4 0PB	High Street	LU4 9JZ	Kimberley Close	LU4 0SL	Marsh Road	LU3 2RB	Marsh Road	LU3 2RZ
Dunstable Road	LU4 8RQ	High Street	LU4 9LE	Kirkwood Road	LU4 0QS	Marsh Road	LU3 2RW	Marsh Road	
Eldon Road	LU4 0AU	High Street	LU4 9LJ	Kirkwood Road	LU4 0QR	Marsh Road	LU3 2QP	Mendip Way	LU3 3JJ
Eldon Road	LU4 0AZ	High Street	LU4 9LQ	Landrace Road	LU4 0SW	Marsh Road		Mendip Way	LU3 3JL
Eldon Road	LU4 0AX	High Street	LU4 9JY	Landrace Road	LU4 0SN	Marsh Road	LU3 2QG	Moira Close	LU3 3DA
Eldon Road	LU4 0AY	High Street		Lapwing Road	LU4 0UZ	Marsh Road	LU3 2NL	Moxes Wood	LU3 3NB
Eldon Road	LU4 0AA	Hillcroft Close	LU4 9ES	Leagrave High Street	LU4 0QH	Marsh Road	LU3 2RR	Ninth Avenue	LU3 3BX
Ely Way	LU4 9QN	Hockwell Ring	LU4 9NH	Leagrave High Street	LU4 0TJ	Marsh Road	LU3 2NH	Oakwood Drive	LU3 3BA
Eynsford Road	LU4 9FH	Hockwell Ring	LU4 9PP	Leagrave High Street	LU4 0NG	Monton Close	LU3 2TQ	Orchid Close	LU3 3EX
Faraday Close	LU4 0AU	Hockwell Ring	LU4 9NN	Leagrave High Street	LU4 0NF	Mostyn Road	LU3 2RF	Park Avenue	LU3 3BP
Faringdon Road	LU4 0EB	Hockwell Ring	LU4 9NG	Leagrave High Street	LU4 0NB	Mount Pleasant Road	LU3 2RR	Park Avenue	LU3 3AE
Faringdon Road	LU4 0ED	Hockwell Ring	LU4 9NJ	Leagrave High Street	LU4 0TH	Mount Pleasant Road	LU3 1BU	Park Avenue	
Ferrars Close	LU4 0DF	Hockwell Ring	LU4 9NQ	Leagrave High Street	LU4 0ND	Mount Pleasant Road	LU3 2RL	Park View Close	LU3 3DB
Fieldgate Road	LU4 9TA	Hockwell Ring	LU4 9NL	Leghorn Crescent	LU4 0QB	Mount Pleasant Road	LU3 2ST	Penhill	LU3 3LN
Fulbourne Close	LU4 9PW	Home Close	LU4 9NP	Lewsey Road	LU4 0EN	Neville Road	LU3 2JG	Penhill	LU3 3LL
Granby Road	LU4 9SZ	Home Close	LU4 9NR	Lewsey Road	LU4 0DZ	Neville Road	LU3 2JQ	Pennine Avenue	LU3 3EJ
Halfway Avenue	LU4 8RA	Hunston Close	LU4 9HB	Life Close	LU4 0QE	Neville Road	LU3 2JJ	Pennine Avenue	LU3 3EH
Halfway Avenue	LU4 8RB	Hurlock Way	LU4 9NF	Lillyfield Close	LU4 0AB	Neville Road Passage	LU3 2JH	Pinewood Close	LU3 3JQ
Hayhurst Road	LU4 0DA	Hutton Close	LU4 9QW	Linnet Close	LU4 0XJ	Nunnery Lane	LU3 1XA	Plantation Road	LU3 3DJ
Hayhurst Road	LU4 0BZ	Ickley Close	LU4 9PA	Lollard Close	LU4 0RS	Nunnery Lane	LU3 1XB	Ranock Close	LU3 3JY
Hayhurst Road	LU4 0DB	Jonathan Henry Place	LU4 9DQ	Macaulay Road	LU4 0LP	Nursery Road	LU3 2RQ	Redwood Drive	LU3 3HY
Hebden Close	LU4 0XQ	Ladyhill	LU4 9LZ	Macaulay Road	LU4 0LR	Nursery Road	LU3 2RG	Rockfield Drive	LU3 3EY
Holgate Drive	LU4 0XB	Laurel Close	LU4 9FB	Macaulay Road	LU4 0LN	Parys Road	LU3 2EW	Rosedale Close	LU3 3AP
Holgate Drive	LU4 0XD	Levendale	LU4 9JF	Mandem Place	LU4 0US	Parys Road	LU3 2EN	Rossfold Road	LU3 3HJ
Holgate Drive	LU4 0XA	Linacres	LU4 9XP	Marlin Court	LU4 0SZ	Quilter Close	LU3 2LL	Rossfold Road	LU3 3HH
Homedale Drive	LU4 9TE	Linden Road	LU4 9QZ	Marlin Road	LU4 0SH	River Way	LU3 2SE	Scott Road	LU3 3BF

BEDFORDSHIRE SCHOOLS TRUST
ADMISSIONS POLICY FOR SEPT 2026



Humberstone Close	LU4 9ST	Linden Road	LU4 9GH	Marlin Road	LU4 0SJ	Riverside Road	LU3 2LY	Scott Road	
Humberstone Road	LU4 9SP	Linden Road	LU4 9QX	Michael Hand Court	LU4 0AD	Runfold Avenue	LU3 2EL	Selina Close	LU3 3AW
Humberstone Road	LU4 9SR	Linden Road	LU4 9GG	Minorca Way	LU4 0QA	Runfold Avenue	LU3 2EH	Spinney Road	LU3 3DF
Humberstone Road	LU4 9SS	Liston Close	LU4 9HA	Minorca Way	LU4 0PZ	Runfold Avenue	LU3 2EJ	Spinney Road	LU3 3DG
Imberfield	LU4 0EL	Locarno Avenue	LU4 9EJ	Nettle Close	LU4 0GG	Rydal Way	LU3 2SH	Strawberry Field	LU3 3QG
Juniper Close	LU4 9RH	Lygrove Close	LU4 9AD	Oatfield Close	LU4 0UH	Sawtry Close	LU3 2UE	Sundon Park Road	LU3 3AG
Kendale Road	LU4 0DE	Manor Farm Close	LU4 9LA	Orpington Close	LU4 0PY	Sedbury Close	LU3 2UP	Sundon Park Road	LU3 3AA
Leagrave High Street	LU4 0NA	Mayne Avenue	LU4 9LP	Osprey Walk	LU4 0TQ	Stanmore Crescent	LU3 2RJ	Sundon Park Road	LU3 3AD
Leicester Close	LU4 8SQ	Mayne Avenue	LU4 9LS	Paddock Close	LU4 0TY	Swasedale Road	LU3 2UB	Sundon Park Road	LU3 3AR
Leicester Road	LU4 8SJ	Mayne Avenue	LU4 9LR	Partridge Close	LU4 0YD	Swasedale Road	LU3 2UD	Sundon Park Road	LU3 3AH
Leicester Road	LU4 8SF	Mayne Avenue	LU4 9LD	Pastures Way	LU4 0PE	Swasedale Walk	LU3 2UT	Sundon Park Road	LU3 3AL
Leicester Road	LU4 8SH	Mayne Avenue	LU4 9LB	Pastures Way	LU4 0UB	The Close	LU3 2LR	Sundon Park Road	LU3 3AS
Leicester Road	LU4 8FL	Milligan Close	LU4 9GJ	Pastures Way	LU4 0PT	Thelby Close	LU3 2UF	Sundon Park Road	LU3 3BL
Leicester Road	LU4 8SG	Montague Avenue	LU4 9JG	Pastures Way	LU4 0PF	Trinity Close	LU3 1TB	Sundon Park Road	LU3 3BH
Leicester Road	LU4 8FH	Morgan Close	LU4 9GN	Pastures Way	LU4 0PS	Trinity Road	LU3 2LP	Sundon Park Road	LU3 3BJ
Leicester Road	LU4 8FJ	Morgan Close	LU4 9GL	Percheron Drive	LU4 0PX	Trinity Road	LU3 1TP	Sundon Park Road	LU3 3GU
Lewsey Road		Nappsbury Road	LU4 9BQ	Peregrine Road	LU4 0UY	Trinity Road	LU3 2LW	Sundon Park Road	LU3 2BH
Lewsey Road	LU4 0ER	Nappsbury Road	LU4 9AL	Peregrine Road	LU4 0UX	Trinity Road	LU3 2NF	Sundon Park Road	LU3 3BP
Lewsey Road	LU4 0EP	Needham Road	LU4 9HD	Petard Close	LU4 0LS	Tusroke Road	LU3 2FD	Sundon Park Road	
Lewsey Road	LU4 0DZ	Newtondale	LU4 9YD	Plough Close	LU4 0TA	Viscount Close	LU3 2PW	Sutton Gardens	LU3 3AF
Lewsey Road	LU4 0EW	Oakley Close	LU4 9QL	Plough Close	LU4 0SS	Watermead Road	LU3 2TD	Sycamore Close	LU3 3JD
Lime Avenue	LU4 0EF	Oakley Road	LU4 9QD	Poets Green	LU4 0LQ	Watermead Road	LU3 2TB	Tenth Avenue	LU3 3EP
Lime Avenue	LU4 0EG	Oakley Road	LU4 9QA	Poets Mews	LU4 0NZ	Watermead Road	LU3 2TF	The Croft	LU3 3HQ
Loftus Close	LU4 0XE	Onslow Road	LU4 9AJ	Poynters Road	LU4 0TW	Watermead Road	LU3 2TE	Third Avenue	LU3 3ES
Longfield Drive	LU4 8RF	Orchard Way	LU4 9LT	Poynters Road	LU4 0TN	Waterslade Green	LU3 2ER	Third Avenue	LU3 3ER
Matlock Crescent	LU4 0BP	Orchard Way	LU4 9GQ	Poynters Road	LU4 0LA	Weltmore Road	LU3 2TL	Tulip Close	LU3 3FE
Morecambe Close	LU4 0FH	Paignton Close	LU4 9DG	Poynters Road	LU4 0LD	Weltmore Road	LU3 2TN	Uplands	LU3 3HG
Morecambe Close	LU4 0FF	Piggotts Lane	LU4 9QT	Poynters Road	LU4 0LB	Westmorland Avenue	LU3 2PS	Wauluds Bank Drive	LU3 3NE
Morecambe Close	LU4 0FG	Pirton Road	LU4 9HX	Purcell Road	LU4 0RD	Westmorland Avenue	LU3 2PT	Wauluds Bank Drive	LU3 3NF

BEDFORDSHIRE SCHOOLS TRUST
ADMISSIONS POLICY FOR SEPT 2026



Morecambe Close	LU4 0FE	Pirton Road	LU4 9HU	Radnor Road	LU4 0UG	Westmorland Avenue	LU3 2PU	Wauluds Bank Drive	LU3 3LE
Morecambe Close	LU4 0HF	Pond Close	LU4 9PB	Radnor Road	LU4 0UQ	Willow Way	LU3 2SA	Wauluds Bank Drive	LU3 3LP
Newbury Close	LU4 9QJ	Progress Way	LU4 9TR	Raglan Close	LU4 0RE	Willow Way	LU3 2SD	Wauluds Bank Drive	LU3 3LW
Oakley Gardens	LU4 9DH	Redmire Close	LU4 9DX	Ramsey Close	LU4 0QD	Windermere Crescent	LU3 2PR	Wauluds Bank Drive	LU3 3JR
Oakley Road	LU4 9PU	Ribocon Way	LU4 9UR	Ramsey Close	LU4 0PN	Wistow Road	LU3 2UR	Wellfield Avenue	LU3 3AT
Oakley Road	LU4 9PX	Ribocon Way		Ravenhill Way	LU4 0YS			Whitefield Avenue	LU3 3AQ
Oakley Road	LU4 9PT	Roman Road	LU4 9SE	Ravenhill Way	LU4 0HD				
Oakley Road	LU4 9PZ	Roman Road	LU4 9DN	Ravenhill Way	LU4 0EZ				
Oakley Road	LU4 9QD	Saltfield Crescent	LU4 9NU	Ravenhill Way	LU4 0YG				
Oakley Road	LU4 9QQ	School Lane	LU4 9QS	Ravenhill Way	LU4 0YH				
Oakley Road	LU4 9PY	School Lane	LU4 9GP	Ravenhill Way	LU4 0XZ				
Oakley Road	LU4 9QH	Sedgwick Road	LU4 9DT	Ravenhill Way	LU4 0XU				
Oakley Road	LU4 9GE	Sedgwick Road		Ravenhill Way	LU4 0YQ				
Ouseley Close	LU4 9GD	Sir Herbert Janes Village	LU4 9HS	Ravenhill Way	LU4 0YL				
Overstone Road	LU4 8QZ	Station Road	LU4 9BA	Reaper Close	LU4 0ST				
Overstone Road	LU4 8QY	Station Road		Regis Road	LU4 0SD				
Paisley Close	LU4 9GF	Stonesdale	LU4 9XZ	Regis Road	LU4 0SF				
Pembroke Avenue	LU4 9BH	Stoneways Close	LU4 9EG	Rodney Close	LU4 0QU				
Pembroke Avenue	LU4 9BJ	Strangers Way	LU4 9ND	Roydon Close	LU4 0YF				
Platt Close	LU4 9FA	Strangers Way	LU4 9NE	Runham Close	LU4 0HA				
Raleigh Grove	LU4 8RE	Sudbury Road	LU4 9HF	Sanfoin Road	LU4 0RA				
Ripley Road	LU4 0AT	Teesdale	LU4 9JL	Shakespeare Road	LU4 0HT				
Rodeheath	LU4 9XA	Teesdale	LU4 9JN	Shakespeare Road	LU4 0HS				
Rodeheath	LU4 9XB	Teesdale	LU4 9YB	Shelley Road	LU4 0JA				
Rodeheath	LU4 9XH	The Avenue	LU4 9AG	Shelley Road	LU4 0HZ				
Roman Road	LU4 9DL	The Avenue	LU4 9AQ	Shelley Road	LU4 0JE				
Roman Road	LU4 9SE	The Avenue	LU4 9AF	Shepherd Road	LU4 0SP				
Roman Road	LU4 9DJ	The Green	LU4 9PG	Skua Close	LU4 0TF				
Rudyard Close	LU4 9XD	The Green	LU4 9LB	Sparrow Close	LU4 0XL				
Sandgate Road	LU4 9TB	The Hedgerow	LU4 9DR	St Dominics Square	LU4 0UN				
Seabrook	LU4 0EH	The Oaks	LU4 9GS	St Kilda Road	LU4 0UP				
Seabrook	LU4 0EJ	Thorntondale	LU4 9XT	St Kilda Road	LU4 0UJ				
Seal Close	LU4 9FF	Toddington Road	LU4 9DY	Suffolk Close	LU4 0NY				
Seaton Road	LU4 9SL	Toddington Road	LU4 9DZ	Sussex Close	LU4 0UE				
Simpson Close	LU4 9TP	Toddington Road	LU4 9ED	Swallow Close	LU4 0XS				
Skimpot Road	LU4 0JB	Toddington Road	LU4 9TZ	Swan Mead	LU4 0YP				
Skimpot Road	LU4 0JD	Toddington Road	LU4 9JS	Swan Mead	LU4 0YR				
Skimpot Road	LU4 0DN	Toddington Road	LU4 9EA	Thatch Close	LU4 0SU				

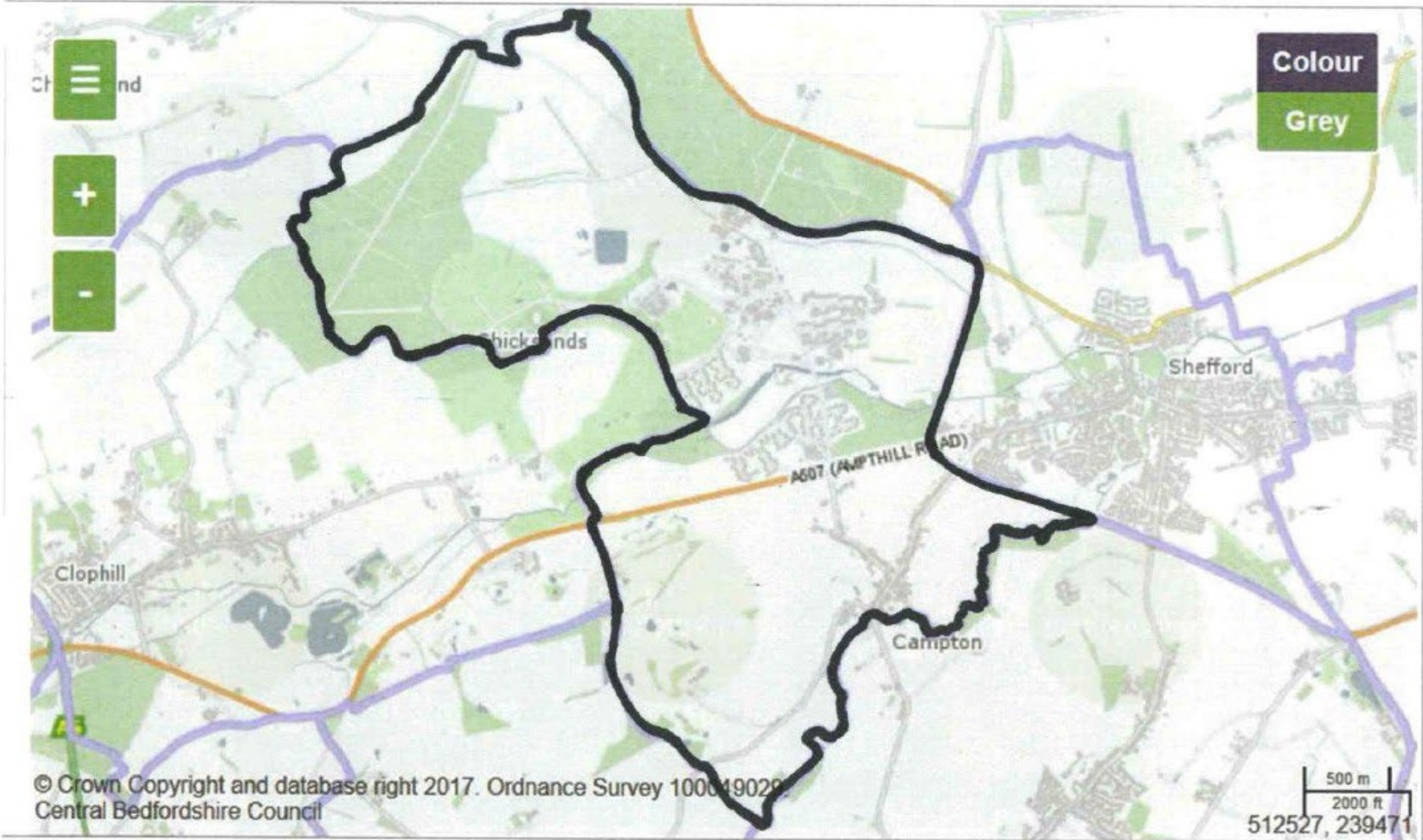
BEDFORDSHIRE SCHOOLS TRUST
ADMISSIONS POLICY FOR SEPT 2026

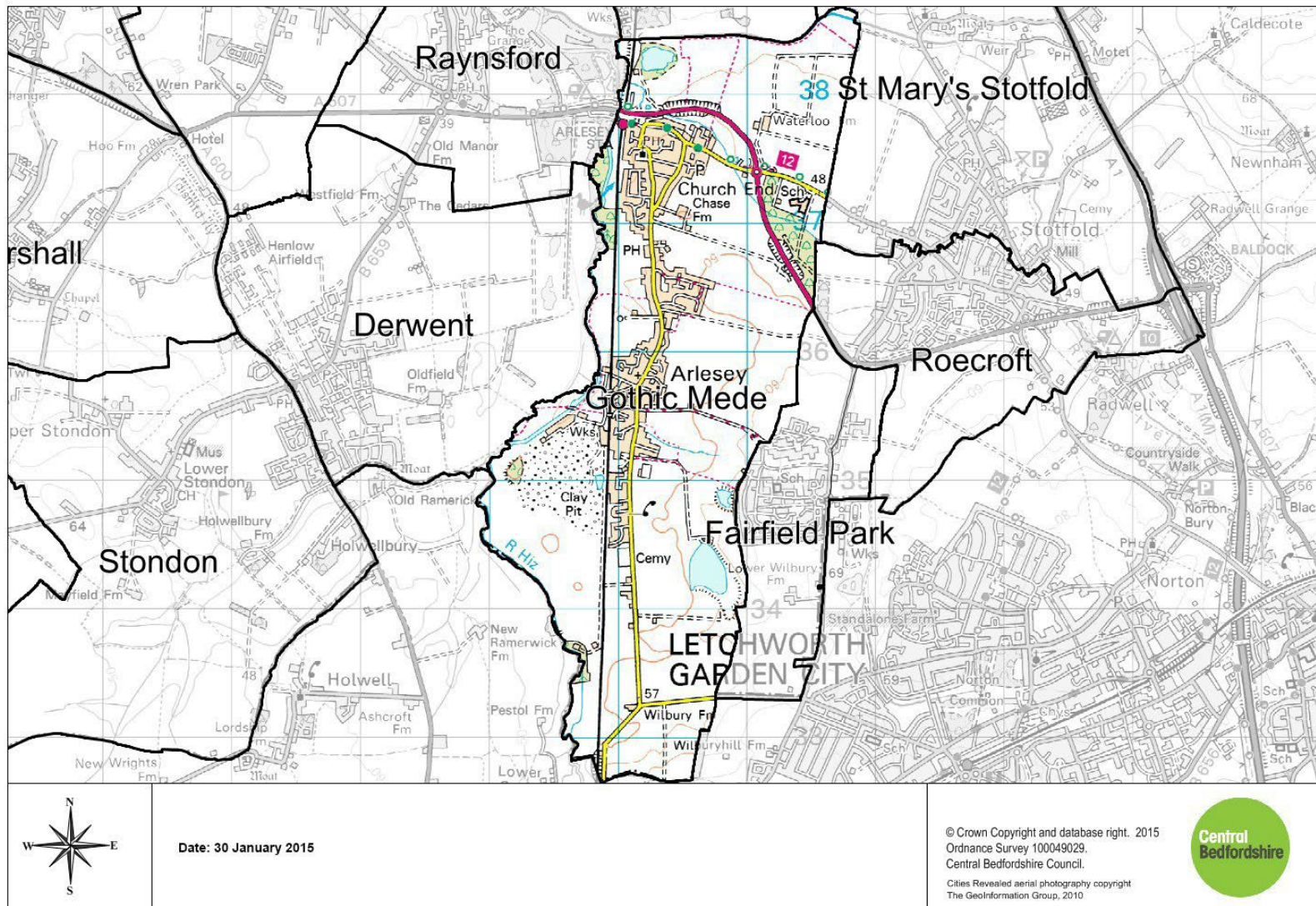


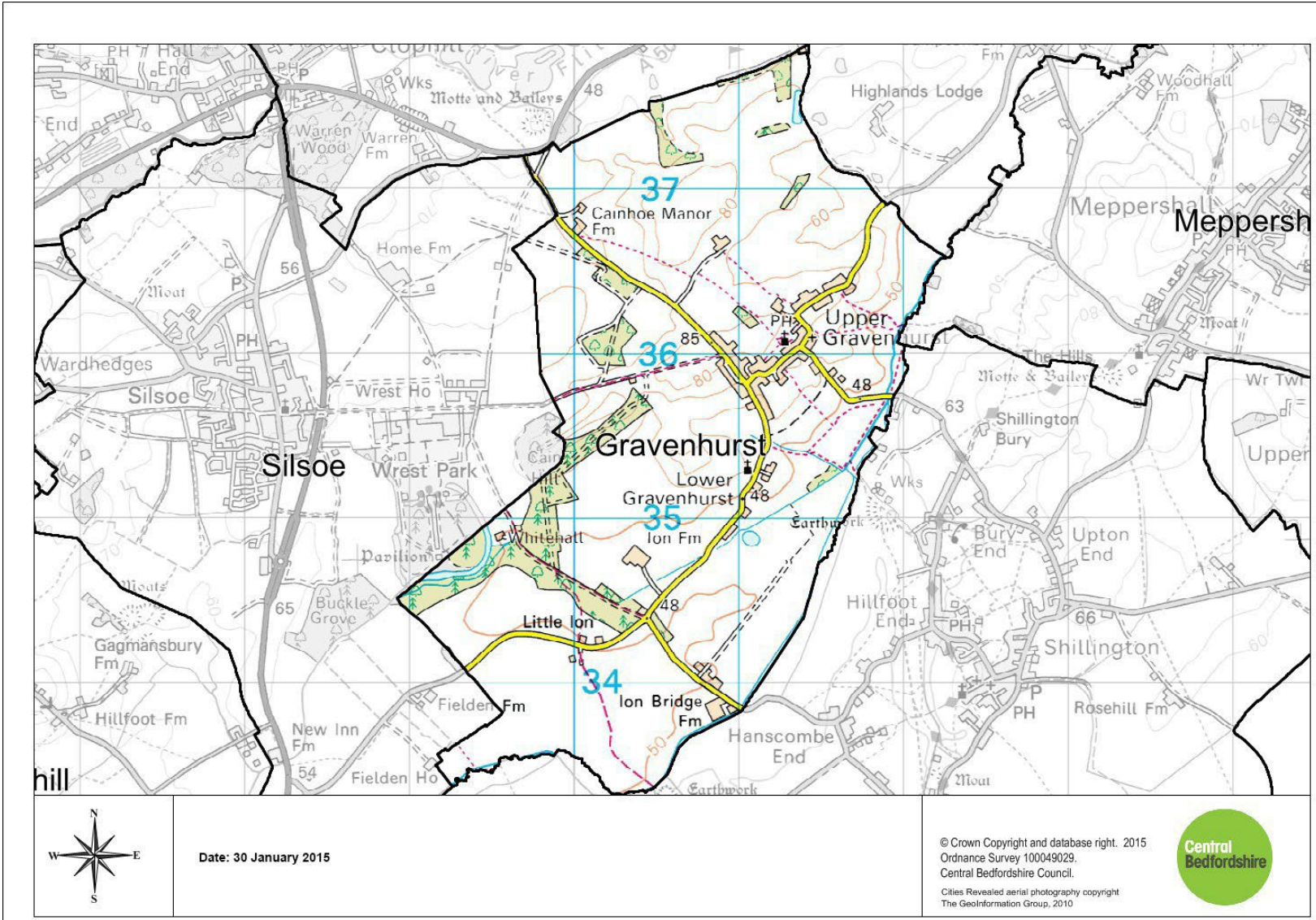
St Lukes Close	LU4 9SU	Toddington Road	LU4 9AA	Thresher Close	LU4 0TX				
St Vincent Gardens	LU4 9FL	Toddington Road		Thurlow Close	LU4 0RU				
Stanton Road	LU4 0BJ	Toddington Road	LU4 9EB	Tomlinson Avenue	LU4 0QL				
Stanton Road	LU4 0BN	Toddington Road	LU4 9AB	Tomlinson Avenue	LU4 0QW				
Stanton Road	LU4 0BH	Torquay Drive	LU4 9LL	Tomlinson Avenue	LU4 0QN				
Stanton Road	LU4 0BL	Torquay Drive	LU4 9LN	Tomlinson Avenue	LU4 0UL				
Staveley Road	LU4 0DG	Trimley Close	LU4 9HJ	Tomlinson Avenue	LU4 0AE				
Stoneygate Road	LU4 9TG	Tythe Road	LU4 9JH	Tomlinson Avenue	LU4 0QJ				
Stoneygate Road	LU4 9TQ	Vincent Road	LU4 9AP	Tomlinson Avenue	LU4 0QP				
Stoneygate Road	LU4 9TH	Vincent Road	LU4 9AN	Trefoil Close	LU4 0RB				
Stoneygate Road	LU4 9TL	Vincent Road	LU4 9BD	Vespers Close	LU40NW				
Tenby Drive	LU4 9BL	Vincent Road	LU4 9BE	Wedgewood Road	LU4 0RG				
Tenby Drive	LU4 9BN	Vincent Road	LU4 9DF	Wedgewood Road	LU4 0RH				
Tenby Mews	LU4 9BG	Vincent Road	LU4 9AW	Wedgewood Road	LU4 0RJ				
Thirlstone Road	LU4 8QT	Vincent Road	LU4 9BB	Wheatfield Road	LU4 0TR				
Toland Close	LU4 0BW	Wentworth Avenue	LU4 9EL	Wheatfield Road	LU4 0TP				
Villiers Close	LU4 9FR	Wentworth Avenue	LU4 9EN	Wheatfield Road	LU4 0TT				
Waller Avenue	LU4 9RR	Westerdale	LU4 9YA	Wheatfield Road	LU4 0TD				
Waller Avenue	LU4 9RP	Wetherne Link	LU4 9PE	Wheatfield Road	LU4 0TU				
Waller Avenue	LU4 9RS	Wharfedale	LU4 9XS	Wheatfield Road	LU4 0SY				
Weatherby Road	LU4 8QS	Wickstead Avenue	LU4 9DP	Wheatfield Road	LU4 0TS				
Wellgate Road	LU4 9TD	Wickstead Avenue	LU4 9DW	Wimple Road	LU4 0NP				
Winkfield Close	LU4 0BY	Withy Close	LU4 9NZ	Wordsworth Road	LU4 0LJ				
Wraysbury Close	LU4 9FS	Woodbridge Close	LU4 9DB	Wordsworth Road	LU4 0LH				
Wyndham Road	LU4 0EA								
Wyvern Close	LU4 9SX								

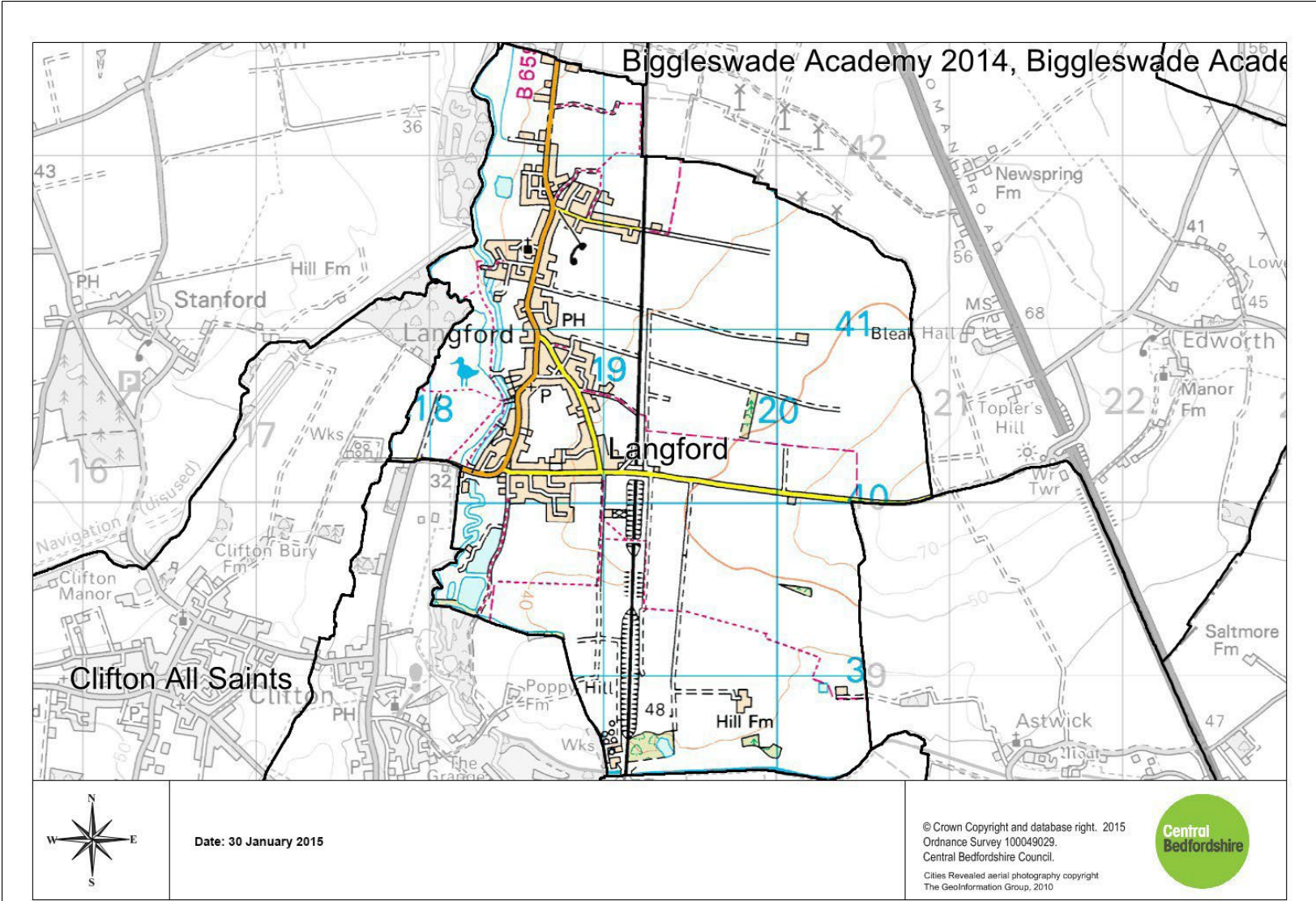
Appendix B – Academy Maps

CAMPTON ACADEMY

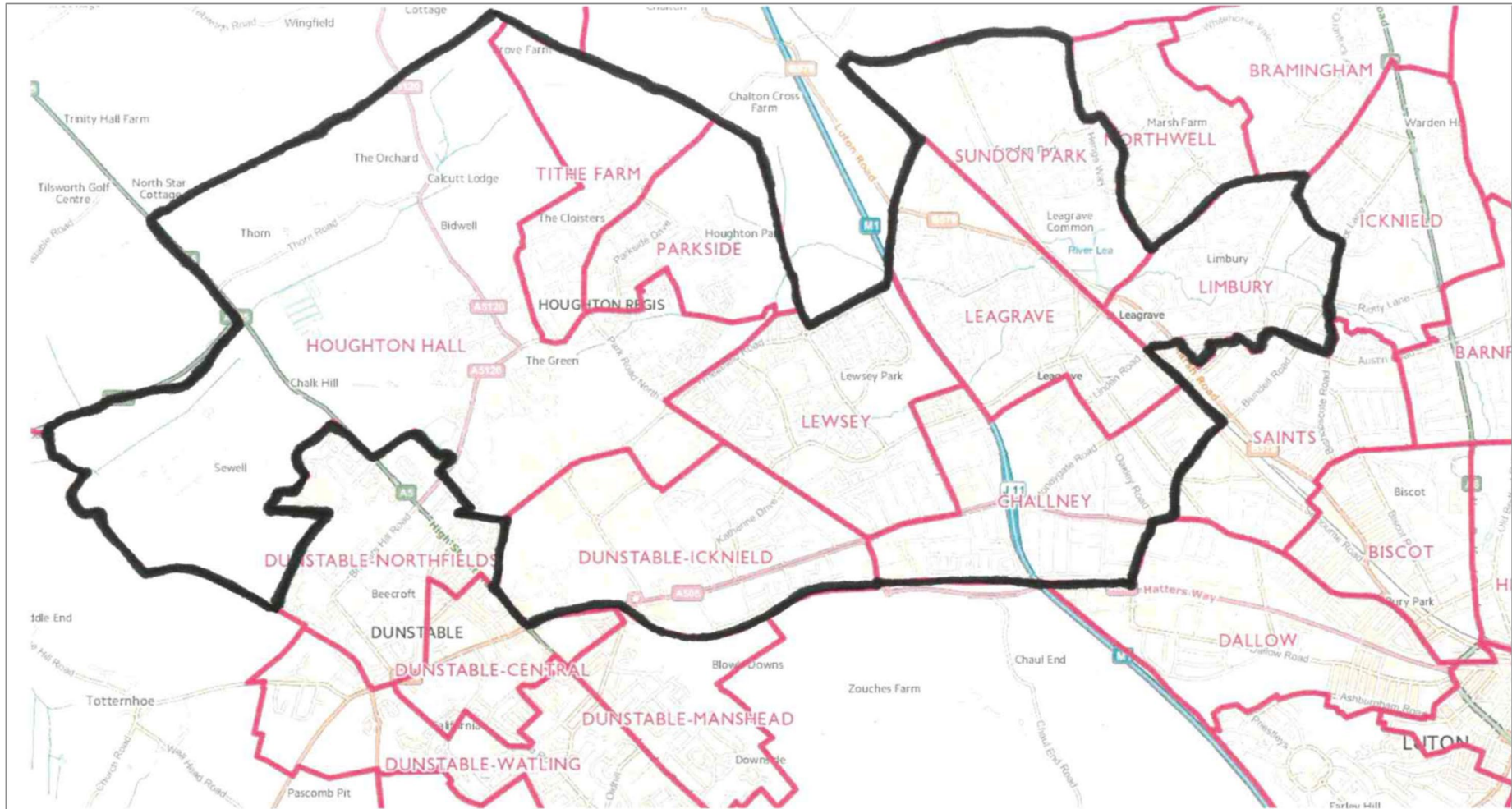




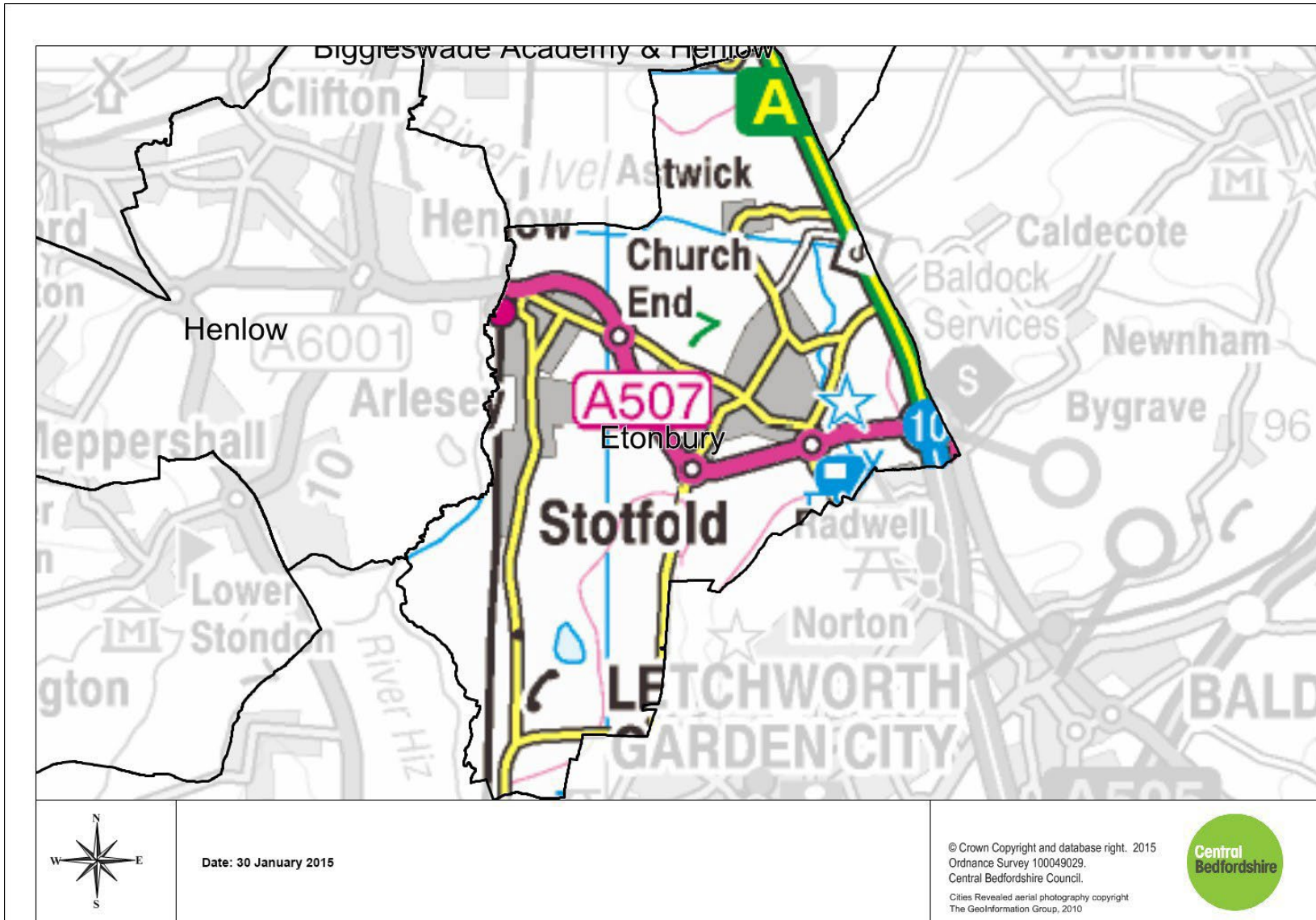


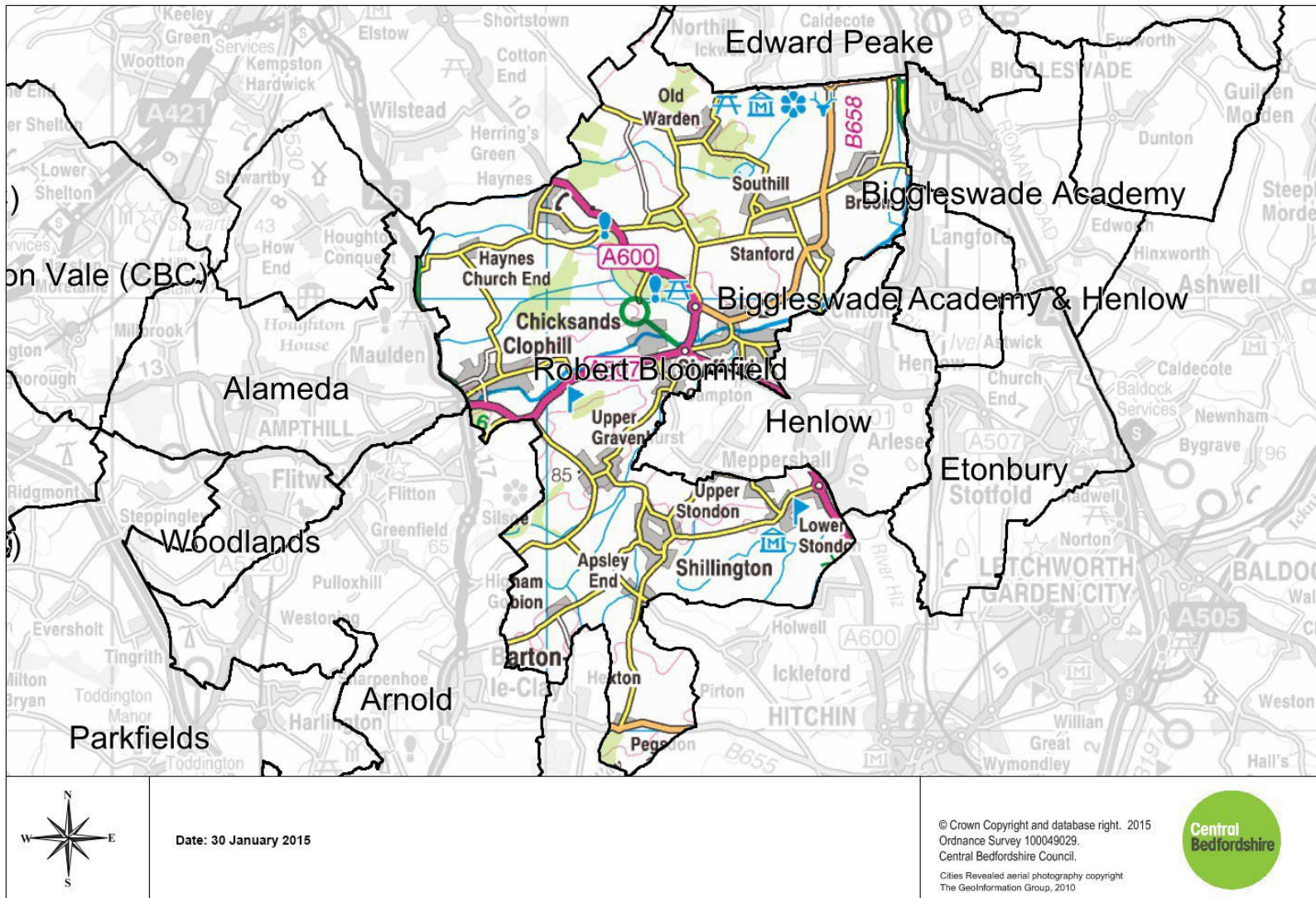


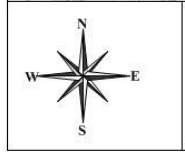
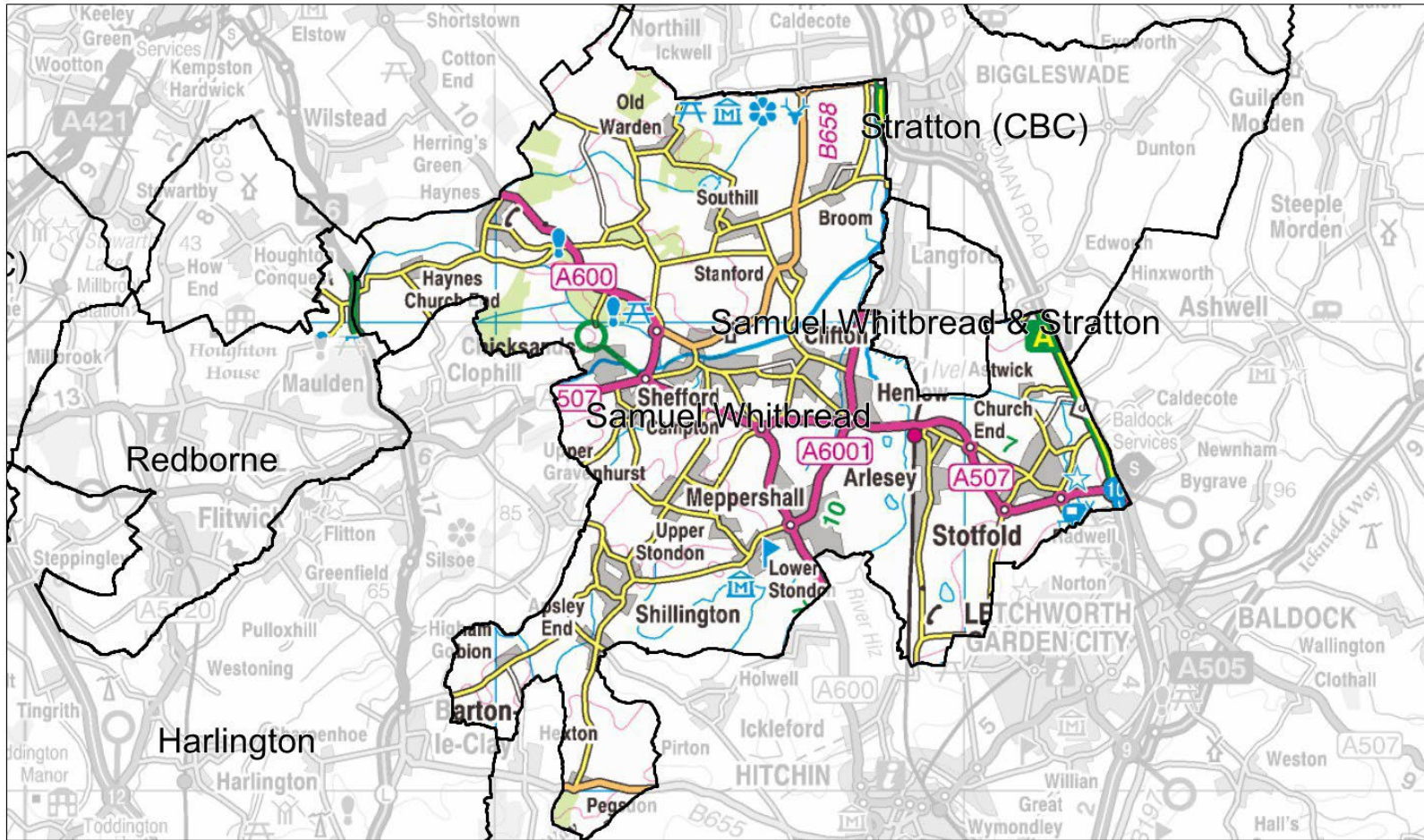
APPENDIX B – ST CHRISTOPHERS ACADEMY



APPENDIX B – ETONBURY & PIX BROOK ACADEMY







Date: 30 January 2015

© Crown Copyright and database right. 2015
 Ordnance Survey 100049029.
 Central Bedfordshire Council.
 Cities Revealed aerial photography copyright
 The GeoInformation Group, 2010

